

This English-language version of the application guide is solely for reference purposes only. Please note that applicants must follow the application criteria and procedures indicated in the original Japanese-language version of the guide.

2020 Academic Year

**Tokyo University of the Arts
Guidance for Prospective Students**

(Faculty of Music/Practical Music Course)

* Supplementary volume: “Documents to submit with your application”

December 2019

Tokyo University of the Arts

12-8 Ueno Koen, Taito-ku, Tokyo 110-8714
Entrance examination information site
<http://admissions.geidai.ac.jp>

Notes on taking examinations

1. Information on examinations, including examination schedules (meeting times and examination times) and announcement of examinee numbers of successful applicants will be announced on the University's entrance examination information site (<http://admissions.geidai.ac.jp/>).
 - (1) Examinees themselves are responsible for keeping up to date with posted materials or information on the University's entrance examination information site (<http://admissions.geidai.ac.jp/>) regarding the dates of announcements of successful applicants, schedules, and other information shown under "Entrance Examination Schedule" in this Guidance. (This calls for special care. From time to time, past applicants have found themselves unable to take examinations because they overlooked or misunderstood posted information.) The Faculty will announce on the University's entrance examination information site (<http://admissions.geidai.ac.jp/>) (starting at 4:00 pm) (planned) the schedule for the Faculty's first examinations on Monday, February 24, 2020 and the schedule for the Practical Music Course examinations on Friday, March 6, 2020.
 - (2) Numbers indicated on posted materials and in other information refer to examinee numbers on the Faculty's admission tickets.
2. On the day of the examination, arrive at the meeting place by the announced meeting time and follow all instructions provided by staff. (Only examinees will be permitted to enter the campus.)
 - (1) Keep your Faculty of Music admission ticket and your National Center Test for University Admissions examination card (Examination for Japanese University Admission for International Students examination card if you are a privately financed international student) with you at all times when taking the examination. On entering the campus, show your admission ticket to the security office staff at the gate. (Notify staff if you have forgotten or if you lose an admission ticket.) Applicants to the Practical Music Course must always bring their Faculty of Music admission tickets.
 - (2) Examinees arriving late for the meeting times of technical examinations will not be permitted to take their examinations. Notify the Admissions Office immediately if you are delayed for unavoidable reasons beyond your control.
 - (3) Vocal and instrument practice is prohibited outside the sound room (for example in the meeting place, waiting room, or corridors).
 - (4) Use of the pianos in the sound room is prohibited.
 - (5) Follow instructions given by staff regarding the order of testing for technical examinations.
 - (6) Use of pencil boards is prohibited during written examinations. Only watches may be used as timepieces.
 - (7) Turn off mobile phones and similar devices and place them in your bag or similar place before entering the examination room.
 - (8) Audio recordings, photography, and videography inside University buildings are strictly prohibited.
 - (9) Questions regarding the content of examinations will not be answered.
 - (10) Notify nearby staff if you feel ill during the examination.
 - (11) Contact the Educational Affairs Section of the Faculty of Music within one week if you leave anything behind on the Faculty premises.
3. Applicants will not be permitted to inspect examination locations or other facilities in advance.
4. Generally speaking, no inquiries concerning examinations will be accepted by telephone.
5. The University does not have parking facilities.
6. Each year at examination time, parties purporting to be affiliated with the University will appear in the vicinity of the campus and nearby railway stations offering to send telegrams to notify applicants of their examination results. Note that these parties are not affiliated with the University in any way. Additionally, note that the University will never ask examinees for their addresses or other contact information off campus.

Table of Contents

I. Faculty of Music	1
○ Faculty of Music Admissions Policy.....	1
1. Numbers of students admitted.....	1
2. Eligibility.....	2
3. Screening method	3
4. Special entrance examinations for applicants from overseas educational programs.....	4
5. Privately financed international students	5
6. Application procedures	6
7. List of examination subjects and acceptance/rejection decision methods and criteria	15
8. Examination schedule/location	16
9. Disclosure of individual results of admission screening examinations	17
10. Examination content and recital pieces	
A. Technical examinations for majors, etc.....	18
B. Test of basic musical ability, technical examinations for minors, etc.....	48
C. Interview	54
D. Other.....	54
11. Announcement of successful applicants.....	54
12. Admission procedures and other matters	55
13. Geishinryo (student dormitory)	56
14. Exemption/deferral of admission/tuition fees	56
15. About the Study Support Scholarship (benefit type).....	57
16. Scholarships and scholarship students	57
II. Practical Music Course	59
III. 2020 Required National Center Test for University Admissions Subjects and Test Areas (Appendix 1).....	77
IV. 2020 Faculty of Music/Practical Music Course Entrance Examination Schedule (Appendix 2).....	79
V. Handling of Personal Information.....	81
2020 Academic Year Tokyo University of the Arts Faculty of Music Entrance Examinations Request for Individual Results.....	83
Geishinryo Guide.....	85
2020 Tokyo University of the Arts Entrance Examination Web Accommodations Plan	87

I. Faculty of Music

○ Faculty of Music Admissions Policy

For the purpose of training students capable of achieving the educational goals proposed in the Diploma Policy, the Faculty of Music seeks highly motivated and determined applicants seeking to shape history while carrying on the University's traditions in the areas of expression, creativity, and research. The Faculty looks for applicants for its performance majors who combine outstanding performance skills and artistic sensibilities, backed by strong fundamental musical abilities. For its creative and research majors, the Faculty seeks applicants who possess not just outstanding musical capabilities, but who wish to create musical art surpassing existing boundaries and strive to apply creativity and critical thinking to their research endeavors. Therefore, in the entrance examination process, we screen applicants based on a diverse range of assessments, including technical examinations administered independently by each major in addition to the results of the National Center Test for University Admissions.

1. Numbers of students admitted

Department	Number to be Admitted
Composition	15
Vocal Music	54
Instrumental Music	98
Conducting	2
Traditional Japanese Music	25
Musicology	23
Musical Creativity and the Environment	20
Total	237

* Note that the Faculty of Music will accept applications only for the first term schedule.

* Most classes in the Department of Musical Creativity and the Environment are offered at the Senju Campus (in Adachi Ward, Tokyo).

[Senju Campus address]

1-25-1 Senju, Adachi-ku, Tokyo 120-0034

[Public transportation]

JR: 5 min. on foot from Kitasenju Station

Tokyo Metro: 5 min. on foot from Kitasenju Station on the Chiyoda and Hibiya lines

Tobu Railway: 5 min. on foot from Kitasenju Station on the Tobu Isesaki Line

Tsukuba Express: 5 min. on foot from Kitasenju Station

* Entrance examinations for the Department of Musical Creativity and the Environment will take place at the Ueno Campus (in Taito Ward, Tokyo). This is also the location for entrance examinations for other departments (see the map at the end of this Guidance for the entrance examination location).

Notes:

1. Applicants may apply to the Faculty of Music for acceptance into one department only.

① Applicants to the Department of Vocal Music must choose to apply for one of the following vocal types:

Soprano, alto (including mezzo soprano), tenor, bass (including baritone)

② Applicants for String Instruments, Wind and Percussion Instruments, and Early Music must choose to apply for one of the following instruments:

String: Violin, viola, cello, contrabass, harp

Wind and Percussion: Flute, oboe, clarinet, bassoon, saxophone, horn, trumpet, tenor trombone, bass trombone, euphonium, tuba, percussion instruments

Early Music: Cembalo, baroque violin, recorder

③ Applicants to the Department of Traditional Japanese Music must choose to apply for one of the following musical types:

Nagauta shamisen, tokiwazu shamisen, kiyomoto shamisen, nagauta, tokiwazu, kiyomoto, Hogakuhayashi, contemporary hogakuhayashi (percussion), contemporary hogakuhayashi (fue), traditional Japanese dance, sokyoku (Yamada school), sokyoku (Ikuta school), contemporary sokyoku, shakuhachi (Kinko school), shakuhachi (Tozan school), nohgaku (Kanze school), nohgaku (Hosho school), nohgaku (Shimogakari Hosho school), nohgaku (kyogen), nohakuhayashi, gagaku (sho), gagaku (hichiriki), gagaku (ryuteki)

2. Examinations for concurrent applications to the Faculty of Music and Practical Music Course

Examinations for concurrent applications to the Faculty of Music and Practical Music Course will be handled as described below.

① Departments and majors for which concurrent application is permitted

Applicants to the departments of Vocal Music, Instrumental Music (Wind and Percussion), and Traditional Japanese Music in the Faculty of Music may apply concurrently to take the respective entrance examinations for the Practical Music Course research divisions of Vocal Music, Instrumental Music (Wind and Percussion), and Traditional Japanese Music.

② Departments and majors for which concurrent application is not permitted

Applicants to the Department of Instrumental Music (Piano, Organ, String Instruments, and Early Music) in the Faculty of Music may not concurrently apply to and take entrance examinations for research divisions of the Practical Music Course, even if the research division differs from the department or major in the Faculty of Music to which the applicant has applied.

2. Eligibility

Applicants to the Faculty of Music must meet at least one of the following requirements and complete the examinations for all subjects and test areas specified by the Faculty in the National Center Test for University Admission for the 2020 academic year.

- (1) Have graduated from a high school or secondary school or expect to graduate by March 2020.
- (2) Have completed 12 years of school education through a standard program of education or have completed the equivalent through a program other than a standard program or expect to do so by March 2020.
- (3) Are recognized to possess academic ability at least equal to that of a high school graduate or are expected to do so by March 31, 2020.
 - A. Have completed a 12-year program of school education in a foreign country or expect to do so by March 31, 2020, or are recognized by the Minister of Education, Culture, Sports, Science and Technology of Japan as having undergone the educational equivalent.
 - B. Have completed, at an overseas educational facility recognized by the Minister of Education, Culture, Sports, Science and Technology of Japan to offer the equivalent of a high-school education, such a program or expect to do so by March 31, 2020.
 - C. Have completed, on or after the date specified by the Minister of Education, Culture, Sports, Science and Technology of Japan, a high-school program at an advanced vocational school, separately specified by the Minister (subject to the condition that the program requires at least three years to complete and satisfies other criteria specified by the Minister).
 - D. Other persons deemed eligible by the Minister of Education, Culture, Sports, Science and Technology
 - E. Have passed the examination for the Certificate for Students Achieving the Proficiency Level of Upper Secondary School Graduates as specified by the Minister of Education, Culture, Sports, Science and Technology of Japan pursuant to the rules thereof (Ministry of Education, Culture, Sports, Science and Technology Ordinance No. 1 of 2005) (including those who have passed university entrance examinations administered by the Minister of Education, Culture, Sports, Science and Technology pursuant to rules on university entrance examinations previously applied [Ministry of Education, Science, Sports and Culture Ordinance No. 13 of 1951], in accordance with Article 2 of the supplementary rules) or expect to do so by March 31, 2020 and are at least 18 years of age.
 - F. Are at least 18 years of age and are recognized to possess academic ability at least equal to that of a high-school graduate based on individual screening for eligibility for admission by the University.

Additional information:

Applicants eligible under the qualifications under (3)-F. above must undergo screening for eligibility for admission in advance. Consult the Student Affairs Division (Tel.: 050-5525-2075) (preferably at least one month before the document submission deadline) and obtain application documents. Submit the documents and other materials specified by the University by the deadline specified below. The submission deadline is ① Saturday, August 31, 2019 if choosing to apply to the University prior to applying for the National Center Test for University Admissions or ② Friday, December 20, 2019 if applying to the University due to a change in their preferred university after applying for the National Center Test for University Admissions.

Notes:

1. Although applicants to the Faculty of Music (which administers the first term entrance examinations) may not apply to the Faculty of Fine Arts or to other universities or faculties administering the first term entrance examinations, they may apply to other universities and faculties administering the second term entrance examinations.
2. Note that successful applicants for admission based on recommendations to other national/public universities and faculties will not be accepted for admission to the Faculty of Music, even if the individuals in question take the Faculty's entrance examinations, unless they have withdrawn from the admission process based on recommendations by completing the withdrawal procedures established by the relevant university and faculty.
3. Note that applicants who have passed AO entrance examinations and completed admission procedures at other national/public universities and faculties will not be accepted for admission to the Faculty of Music, even if they take the Faculty's entrance examinations, unless they have withdrawn from the admission process by completing the withdrawal procedures established by the relevant university and faculty.
4. Note that applicants who have passed the Faculty of Music entrance examinations and completed admission procedures by Sunday, March 15, 2020 will not be accepted for admission to other universities or faculties administering the second term entrance examinations, even if they take the entrance examinations for that term.

3. Screening method

A decision will be made based on a comprehensive assessment of technical examinations for the major, etc., test of basic musical ability, technical examination for a minor, etc., interview (for applicants to the departments of Composition, Traditional Japanese Music, and Musical Creativity and the Environment only), student report prepared by the principal or other head official of the applicant's school, and results of the National Center Test for University Admissions. See p. 15 for a list of examination subjects and acceptance/rejection decision methods and criteria.

(1) Subjects and test areas on which applicants must take the National Center Test for University Admissions

Appendix 1 (p. 77) shows the subjects and test areas specified by the Faculty of Music on which applicants are required to be tested. Be sure to be tested as instructed. You will be refused admission if you fail to sit for the tests on the Faculty's specified subjects and test areas, even if your application has already been accepted.

(2) Use of English-language qualification and testing examinations

The Faculty of Music will accept submission of scores and other results from English-language qualification and testing examinations in place of the English examination of the National Center Test for University Admissions in screening (general entrance examinations) of applicants to the departments of Composition, Vocal Music, Instrumental Music, Conducting, and Traditional Japanese Music. Applicants submitting scores above the levels indicated below will be considered to have achieved a perfect score in the English examination of the National Center Test for University Admissions. However, such applicants must still take the foreign-language examination of the National Center Test for University Admissions.

Eligible English-language qualification and testing examinations and scores/grades:

- Test in Practical English Proficiency (EIKEN): Pre-1 or higher
- IELTS: Band 5.5 or higher
- TOEFL iBT: 72 points or higher
- TOEIC®: 785 points or higher

Note 1: To be eligible, the English-language qualification or testing examination must be taken in February 2018 or later. For the Test in Practical English Proficiency (EIKEN), the second examination must be taken in February 2018 or later.

Note 2: Eligible scores are only the official scores of the English-language qualification and testing examinations. TOEFL ITP, TOEFL Junior Comprehensive, TOEFL PBT, and TOEIC IP are not eligible.

(3) Special entrance examinations for applicants from overseas educational programs

See p. 4 for more information on special entrance examinations for applicants from overseas educational programs.

(4) Privately financed international students

See p. 5 for details concerning "privately financed international students."

(5) Special screening methods

The Faculty of Music does not use special screening methods such as two-stage screening, admission based on recommendation, admission of specialized high school or integrated course graduates, AO examinations, or special admission for returnee students from abroad or applicants who are employed full-time.

4. Special entrance examinations for applicants from overseas educational programs

1. Purpose

In recent years, the numbers of students studying under the educational systems of foreign countries and international baccalaureate curricula have grown. Providing students who have attained basic academic abilities while in contact with diverse cultures and languages through such programs with the opportunity to experience the outstanding and advanced university education the University offers will not only greatly enhance their international grounding, but increase the diversity of the University's educational environment and help produce talented graduates able to thrive on the global stage.

For this reason, the Faculty of Music will offer special entrance screening to all departments for applicants from educational programs overseas, as outlined below.

2. Basic policy of entrance screening

The special entrance examinations for applicants from educational programs overseas will focus on not only outstanding musical ability but also knowledge enabling applicants to succeed in a humanities education after admission, international perspectives, and communication abilities.

- Required documents (e.g., statement of reasons for applying, transcript of grades) will be assessed for basic knowledge and abilities in a wide range of areas, communication abilities in Japanese and other languages, and other aspects.
- Technical examinations will assess basic musical abilities, expressive abilities related to practical skills in the major, etc.
- Interviews will assess matters such as Japanese-language abilities to enable sufficient understanding of courses conducted in Japanese.

3. Preparations for admission

Ideally, applicants should acquire prior to admission advanced skills and abundant expressive abilities in their majors, the knowledge and thinking ability for active learning, international perspectives, and communication abilities in Japanese and other languages.

Overview of special entrance examinations for applicants from overseas educational programs in the 2020 academic year

Eligible faculty, departments	All departments of the Faculty of Music
Number to be admitted	A small number (included in number of students admitted through general entrance examinations)
Application requirements	<p>Those with Japanese nationality or permanent residence in Japan who meet any of the following eligibility qualifications.</p> <p>(1) Those who have graduated from (i.e., completed) a 12-year program of school education (including periods of school education through a standard program in Japan) overseas (either geographically or in terms of the location of the program) or expect to do so over the period from April 1, 2018 through March 31, 2020 and who have received school education through a formal educational program overseas for at least two continuous years including the final school year. However, attendance and education at a school that provides education in accordance with the School Education Act of Japan will not be considered part of the period of school education overseas, even if the school was established in a foreign country.</p> <p>(2) Those who have earned either of the following in 2018 or 2019 and will be at least 18 years of age by March 31, 2020:</p> <p>① An international baccalaureate awarded by the International Baccalaureate Organization, a foundation incorporated according to Swiss civil code Note: Including those earned or expected to be earned from qualifying schools in Japan</p> <p>② An Abitur denoting eligibility to enter university in the states of the Federal Republic of Germany</p> <p>③ A baccalaureate denoting eligibility to enter university in the Republic of France</p>
Screening method, etc.	<p>Eligible applicants will be exempted from taking the National Center Test for University Admissions. Instead, they will be screened based on required documents and individual examinations identical to the general entrance examinations conducted by the University. In addition, interviews will be conducted in Japanese for all departments.</p> <p>* Applicants must submit a statement of reasons for applying (up to 800 characters in length, written by hand on the University's designated form) together with their application forms.</p>
Period applications are accepted	Same as for general entrance examinations of the Faculty of Music for the 2020 academic year
Screening deadline	Same as for applications using general entrance examinations for each department
Other	<ul style="list-style-type: none"> • You may not take both the special entrance examinations for applicants from educational programs overseas and the University's general entrance examinations together. • The individual examinations conducted by the University are in Japanese. • All courses offered by the University are conducted in Japanese, with a few exceptions.

5. Privately financed international students

“Privately financed international students” refers to individuals of non-Japanese nationality who have obtained or expect to obtain visa status allowing university admission under the Immigration Control and Refugee Recognition Act (Cabinet Order No. 319 of 1951) and who are Persons eligible to apply for any of the reasons listed below. Applicants who have graduated from high schools or secondary schools in Japan or expect to do so by March 31, 2020 do not qualify for the category of privately financed international students.

Although the requirement to sit for the National Center Test for University Admissions does not apply to privately financed international students, such individuals must take the Examination for Japanese University Admission for International Students for the 2019 academic year in accordance with the requirements specified by the Faculty of Music (see “Subjects for the Examination for Japanese University Admission for International Students” below). This examination is administered by the Japan Student Services Organization. A small number of privately financed international students will be accepted, and their numbers are not included in the specified numbers of students to be admitted.

Admissions decisions will be based on a comprehensive consideration of various materials, including individual examinations administered by the Faculty, documents submitted, and results of the Examination for Japanese University Admission for International Students.

Persons eligible to apply

- (1) Those who have completed a 12-year program of school education overseas or expect to do so by March 31, 2020, or those recognized by the Minister of Education, Culture, Sports, Science and Technology of Japan to have undergone the educational equivalent.
- (2) Those who have earned an international baccalaureate awarded by the International Baccalaureate Organization, a foundation incorporated according to Swiss civil code; an Abitur denoting eligibility to enter university in the states of the Federal Republic of Germany; or a baccalaureate denoting eligibility to enter university in the Republic of France; or who expect to do so by March 31, 2020, and will be at least 18 years of age by March 31, 2020.
- (3) Those who have earned a General Certificate of Education—Advanced Level recognized as a qualification for admission to a university in the United Kingdom of Great Britain and Northern Ireland or expect to do so by March 31, 2020 and will be at least 18 years of age by March 31, 2020
- (4) Those who have completed a 12-year program of school education at an educational institution in Japan for non-Japanese students whose educational and other activities are accredited by the Western Association of Schools and Colleges, headquartered in the U.S. state of California; the Association of Christian Schools International, headquartered in the U.S. state of Colorado; or the European Council of International Schools, headquartered in Hampshire in the United Kingdom of Great Britain and Northern Ireland; or who expect to do so by March 31, 2020, and will be at least 18 years of age by March 31, 2020.

Subjects for the Examination for Japanese University Admission for International Students

Take the examination on the Japanese language and general education subjects.

Notes:

1. You may take the examination in either Japanese or English for subjects other than the Japanese language.
2. You may not be accepted for admission before your arrival in Japan. (The Faculty does not screen applicants for admission outside Japan.)
3. You may take the examination in either June or November.

Address any inquiries concerning the Examination for Japanese University Admission for International Students to:

Japan Student Services Organization
Testing Division, Student Exchange Department
4-5-29 Komaba, Meguro-ku, Tokyo 153-8503
Tel: 03-6407-7457
Website: <http://www.jasso.go.jp>

6. Application procedures

1. Application steps/methods

The steps/methods for applications for the Faculty of Music entrance examinations are described below. Complete procedures **1** and **2** by the designated deadlines and mail the required documents **3** to the University by the specified deadline for submitting them. Application procedures will be deemed complete when it has been confirmed there are no discrepancies in the documents received and that the applicant is eligible to apply. Applicants may print admission tickets from the Internet application site once their applications have been accepted **4**.

1	Internet application registration (See p. 8 for details.)	Using a PC or similar device, access the Internet application site from the University's entrance examination information site and enter and register the necessary information.
▼		
2	Payment of the screening fee (See p. 9 for details.)	After completing procedure 1 above, conduct the procedures for payment of the screening fee based on the instructions provided on the Internet application site.
▼		
3	Mailing the required documents (See p. 10 for details.)	After completing procedure 2 above, print the required documents from the University's Internet application site and mail them to the University together with other required documents.
▼		
4	Printing the admission ticket (See p. 14 for details.)	You can print your admission ticket from the Internet application site after confirmation of your eligibility to apply and acceptance of your application. Each applicant must print his or her admission ticket and bring it with him or her on the examination date.

2. Period applications are accepted


Internet application registration period	Screening fee payment period	Period applications are accepted
January 27, 2020 (Monday), 10:00 am – February 5, 2020 (Wednesday), 11:59 pm	January 27, 2020 (Monday), 10:00 am – February 5, 2020 (Wednesday), 11:59 pm	January 27, 2020 (Monday) – February 5, 2020 (Wednesday) [The required documents will be accepted only by post and must be postmarked during the above period.]

Note: No applications for admission will be accepted if the required documents are brought in to the University directly or if the procedures are conducted outside the above period.

Applicants completing Internet application registration on February 5, 2020 (Wednesday), the final day of the registration period for Internet application, should note that the deadline for both payment of the screening fee and postmarking of the required documents is February 5, 2020 (Wednesday).

3. Notes on applying

- When applying by Internet, note that simply registering your information on the Internet application site does not mean that application procedures are complete. The screening fee (see p. 9) must be paid by the payment deadline. The required documents (see p. 10) must be mailed to the University by registered express mail within the period applications are accepted.
- Your application will be accepted once the academic history and other information registered on the Internet application site are confirmed to meet the requirements for eligibility to apply. You may then print your admission ticket from the Internet application site.
- In certain cases, an application may not be accepted if discrepancies or omissions are identified in the required documents submitted.
- Be careful to enter all information correctly. You cannot revise your registration information after paying the screening fee. Additionally, you may not amend any submitted documents for any reason after your application has been accepted.

Be sure to confirm the following before Internet application:		
Check your operating environment of PC, etc.	<p>Apply by Internet using the following environment:</p> <p>[Browser]</p> <ul style="list-style-type: none"> • Microsoft Internet Explorer 11 or later • Microsoft Edge • Google Chrome 51 or later • Mozilla Firefox 50 or later • Apple Safari 8 or later <p>[PC]</p> <ul style="list-style-type: none"> • Microsoft Windows Vista/7/8/10 • Apple Mac OS X 10.8-11 <p>* Applying from a smartphone or tablet is not recommended.</p> <p>* Adobe Reader (free) is required to display and print the required documents in PDF format. Be sure to download and install it in advance. (See the “Preparation” page on the Internet application site.)</p> <p>[Printer]</p> <ul style="list-style-type: none"> • A color printer <p>* You must print in color because the admission ticket printed from the Internet application site includes a photograph.</p>	
Configure email settings.	<p>The following four emails will be sent to your registered email address:</p> <ol style="list-style-type: none"> ① Email notification of one-time password for Internet application registration ② Auto-reply message upon completion of Internet application registration ③ Auto-reply message upon completion of payment of the screening fee ④ Email notifying you that your admission ticket is available for printing <p>Other emergency notices may be sent by email: for example, to notify you that entrance examinations have been suspended due to a natural disaster.</p> <p>Messages will be sent from no-reply@e-apply.jp. Be sure to configure your email settings so that you can receive messages from this address.</p>	
Prepare a photograph.	<p>A digital photograph (up to 2 MB in file size) is required.</p> <p>The applicant must be unaccompanied by anyone or anything else in the photograph and easily identifiable. The photograph must show the top half of your body, facing forward, without hat. The photograph must be in color, without background elements, and taken within three months before the application. (See illustration at right.)</p> <p><Examples of unacceptable photographs></p> <ul style="list-style-type: none"> • Photographs that are unclear, with dark backgrounds, that show your face in profile, include multiple people, have been altered, etc. <p>* Photographs submitted by successful applicants will appear on their student ID cards.</p> <div style="text-align: right;">  </div>	
Prepare documents.	Documents certifying eligibility to apply	Referring to “[3] Mailing the required documents” (p. 10), prepare the student report and other documents required for your application so that you can submit them during the period applications are accepted.
	Other documents necessary for application	<p>Documents to submit vary by major for which the application is being submitted. You may download forms from the “Forms” page on the entrance examination information site. Determine and prepare the documents you need for application in advance.</p> <p>* How to access the “Forms” page: From the entrance examination information site, select “APPLY NOW” → “Forms.”</p>
Prepare an envelope.	Prepare a standard Type 2 rectangular envelope (240 × 332 mm capable of accommodating A4-sized paper without folding) for use when mailing the required documents.	
Prepare printer paper.	<p>Prepare standard A4-sized printer paper (white).</p> <p>Print the documents, etc. printed from the Internet application site in color, on A4-sized paper.</p>	

* Also check the “Preparation” information on the Internet application site.

○ **Direct any inquiries concerning how to operate the Internet application system or how to pay the screening fee to:**

DISCO Inc. Learning/Education Support Center

Tel: 0120-202-079 (10:00 am – 6:00 pm M-F, closed Sat., Sun., holidays, and New Year’s holidays)

* Inquiries will be answered 24 hours/day during the period applications are accepted.

* The contact point above cannot respond to questions concerning entrance examinations.

○ **Direct any inquiries concerning entrance examinations to:**

Admission Section of the Faculty of Music, Tokyo University of the Arts

Tel: 050-5525-2309 Email: music.admissions@ml.geidai.ac.jp

(9:00 am – 12:30 pm, 1:30 – 4:30 pm, closed Sat., Sun., holidays, during the University summer break, and New Year’s holidays)

* Any inquiries should be made by the applicant him or herself, except where unavoidable.

4. Details of application steps/methods

1 Internet application registration

During the Internet application registration period, access the Internet application site from the “APPLY NOW” section of the University’s entrance examination information site, click on “Start Application for Music,” and register the information required for the application. Carefully read “How to Apply” at the bottom of the Internet application site homepage and other information before beginning the registration process.

Steps	
Access the Internet application site (http://e-apply.jp/e/geidai-net/).	▼
Click on “Start Application for Music” (red button).	▼
Application registration	<p>Follow the instructions provided on the screen to enter and register your information.</p> <ul style="list-style-type: none"> • Selecting your desired course, department, and major • Applicant information <p>Note the following two points:</p> <ul style="list-style-type: none"> * Confirming receipt of email notification of one-time password: Be sure to click the “パスワード送信 (Send Password)” button and confirm that you can receive email from the University (see p. 7). * Uploading a photograph: Prepare a color digital photograph file of your face and upload as described on the application registration page (see p. 7).
Confirmation of content of application	<p>A page will be displayed so that you can confirm the content you entered, including payment information. Confirm the content closely. If there are no errors, click on the “Submit” button.</p>
Registration complete	<p>Registration is complete when your reception no. appears on the screen. The application registration completion email will be sent to your registered email address. Confirm the email and proceed to payment procedures. <u>You will need the reception no. when confirming your application information, paying the screening fee, and printing the admission ticket and other documents.</u></p>

* The reception no. is provided in the Internet application registration completion email. Keep this in a safe place until you have completed the entrance examination.

* Note that if you change your email address after completing application registration, you will not be able to receive the email message notifying you that the admission ticket is ready to print.

[Notes on Internet application registration]

1. Note that the reception no. displayed upon completion of Internet application registration differs from the examinee number.
2. If you find any errors in your registration information, do not pay the screening fee. Instead, repeat the registration process from the start.
3. Note that if you fail to conduct payment procedures by 11:59 pm within four days after the date of application registration, the data you registered for application will be considered cancelled and will be deleted.
 - * If you are completing Internet application registration on February 5, 2020 (Wednesday), the deadline for both payment of the screening fee and postmarking of the required documents is February 5, 2020 (Wednesday).
4. You may be asked to resubmit a photograph if the one you submit is determined not to be appropriate as an application photograph.
5. The name you enter must be entered using the same characters as the name on your family register. For kanji or other characters that cannot be entered, enter equivalent kanji (or katakana if there are no equivalent kanji).
6. In the space for reporting instructor names, enter the name(s) of your instructor(s) for the following subjects during the period February 2, 2019 (Saturday) through February 1, 2020 (Saturday) and the duration of such instruction. A rough estimate is acceptable if you do not remember precise details. Enter this information if you received such instruction even once during this period.
 - Practical skills in the major for which you are applying
 - Musical grammar, general solfège including music dictation

2 Payment of the screening fee

Pay the screening fee after completing procedure 1 Internet application registration. Conduct payment procedures by either of the methods ① or ② below after completing the Internet application registration.

- ① Click on “Pay the Entrance Examination Screening Fee” to make payment after completing the Internet application registration.
- ② Log in from “Confirm Application for Music” on the homepage of the Internet application site, then click on “Pay the Entrance Examination Screening Fee” to make payment.

Screening fee	Period for payment of screening fee
20,400 yen	January 27, 2020 (Monday), 10:00 am – February 5, 2020 (Wednesday), 11:59 pm

Note: Japanese-government-funded international students need not pay the screening fee.

* You may be charged a separate remittance charge depending on the payment method you choose.

Payment method	Financial institution, etc.	Other
Convenience store	7-Eleven / Lawson, Ministop (Loppi) / FamilyMart (FamiPort) / Daily Yamazaki / Seicomart (Club Station)	
Credit card	MUFGCARD / DC / UFJ / NICOS / VISA / Master Card / JCB / AMERICAN EXPRESS	When using these methods, the name on the payment account does not need to be the same as that of the applicant.
Post office/bank ATM	ATMs compatible with Pay-easy	
Internet banking	Internet banking compatible with Pay-easy / Japan Net Bank / Rakuten Bank / SBI Sumishin Net Bank / Jibun Bank	

* An email notice of completion of payment procedures will be sent to your registered email address once you complete the procedures for paying the screening fee.

[Notes on the screening fee]

1. See “Payment Method” on the homepage of the Internet application site for details, notes, and other information concerning payment procedures.
2. You cannot pay the screening fee after the end of the payment period.
3. Note that if you fail to complete payment during the payment period, your registration information will be deleted.
4. You cannot print the documents and other materials required for the application from the Internet application site until payment of the screening fee is complete.
5. If paying by credit card, prepare a valid card.
6. If you are unable to pay by credit card, try another card or use another payment method.
7. Japanese-government-funded international students need not pay the screening fee. However, a Japanese-government-funded international student must submit a Certificate of Attendance on Japanese Government Scholarship for Foreign Students issued by his or her university.
8. Contact the Admission Section of the Faculty of Music promptly if you paid the screening fee multiple times by accident.

[Screening fee waiver system]

We will waive screening fees as a special measure to secure educational opportunities for applicants affected by large-scale natural disasters and similar events in Japan. Check the University’s entrance examination information site (<http://admissions.geidai.ac.jp/>) for application periods and other information.

① Documents to submit

- ◇ Screening Fee Waiver Application Form (form designated by the University)
- ◇ Copy of disaster victim’s certificate (issued by municipal government or other authority)

② Notes

- ◇ Conduct Internet application registration after you learn the results of applying for the waiver.
- ◇ Check the University’s entrance examination information site for details:
<http://admissions.geidai.ac.jp/>
Address any inquiries to: Admission Section, Student Affairs Division, Tokyo University of the Arts
12-8 Ueno Koen, Taito-ku, Tokyo 110-8714
Tel: 050-5525-2075 / Fax: 03-5685-7763

[Screening fee refunds]

We will not refund screening fees after payment for any reason, except in the cases below:

- (A) The screening fee was paid and the necessary documents for application were submitted, but the University did not accept the application.
- (B) The screening fee was paid, but the documents required for the application were not submitted.
- (C) The applicant was disqualified after issue of the admission ticket due to the discovery of disqualifying factors such as failure to complete examinations for all subjects and test areas specified by the Faculty in the National Center Test for University Admission.

In the case of (A) or (B) above, the entire amount will be refunded; in the case of (C), 13,000 yen will be refunded.

In the above cases, request a refund as follows:

Download and print the University's designated Screening Fee Refund Request Form (Undergraduate/Practical Music Course/MA/PhD) under "Forms" on the University's entrance examination information site, fill out the required information, and send by post to: Accounting Section, Strategic Planning Division, Tokyo University of the Arts, 12-8 Ueno Koen, Taito-ku, Tokyo 110-8714.

Notes:

- Charges incurred when paying the screening fee are not eligible for refunds.
- Remittance charges incurred when refunding the screening fee will be deducted from the amount returned by the University to the applicant.
- Remittance of refunds normally takes about 2–3 months following receipt of the Screening Fee Refund Request Form.
- Deadline for submitting the Refund Request Form is Tuesday, March 31, 2020 (must be postmarked by this date). The screening fee will not be refunded if the form is not submitted by this deadline.

3 Mailing the required documents

Send the required documents after completing payment of the screening fee. Print the relevant forms and the envelope name and address label from the Internet application site and affix the envelope name and address label to the envelope.

Enclose in the envelope all documents required for the major for which you are applying and send to the University by registered express mail by the deadline for submission.

Required document	Instructions, etc.	Remarks
① National Center Test for University Admissions results request slip submission form	Print the National Center Test for University Admissions results request slip submission form from the Internet application site. Affix the results request slip specified by the Center to this form. If the results request slip was reissued due to loss or other reason, affix the reissued slip.	To be submitted by all applicants

Required document	Instructions, etc.	Remarks
<p style="text-align: center;">② Student report</p>	<p>○ Graduates of, or students shortly expected to graduate from high school or secondary school Submit a student report prepared by the principal of your school.</p> <p>* If your school cannot provide a student report because the retention period for cumulative guidance records has expired or the school has closed or due to natural disasters or other such reasons, you must submit all of the following documents in its place:</p> <ul style="list-style-type: none"> ● Graduation diploma ● Transcript of grades <p>Note 1: If the school cannot issue a transcript of grades, submit an alternative document or a letter from the principal of your school explaining why the school cannot issue the transcript.</p> <p>Note 2: If you cannot obtain a graduation diploma and transcript of grades because the school has closed or other such reasons, submit a letter so stating from the board of education or prefectural governor responsible for your school.</p> <p>○ Applicants who have passed the examination for the Certificate for Students Achieving the Proficiency Level of Upper Secondary School Graduates (including those passing a high school equivalence certification examination) Submit a certificate demonstrating that you have passed the examination and the examination grade. (If you were not required to take certain examination subjects because you took the courses in high school or other institution, attach a student report or transcript of grades from the high school or other institution for subjects you were not required to take. A passing certificate is not required.)</p> <p>* If the name on the student report differs from your current name because you subsequently married or for other reasons, attach an official copy of the relevant part of your family register.</p>	<p>To be submitted by all applicants Must be sealed in an envelope by the issuing agency.</p>
<p style="text-align: center;">③ Form for submission of recital pieces for examination (Vocal Music) [applicants to the Department of Vocal Music]</p>	<p>Complete the specified form if applying to the Department of Vocal Music.</p>	
<p style="text-align: center;">④ Sheet music for accompaniment (Vocal Music) [applicants to the Department of Vocal Music]</p>	<p>Applicants to the Department of Vocal Music must fill out the specified form (Submitted sheet music cover slip for elective and free-choice pieces) and affix to the upper left of the cover sheet of the sheet music for accompaniment.</p> <p>○ Send by registered express mail at the same time as the other required documents, but in a separate envelope. Do not enclose any documents other than the sheet music for submission. Enclosing other documents with the sheet music may render it impossible for the applicant to take the entrance examinations.</p> <p>○ Follow the instructions given under “Notes for applicants to the Department of Vocal Music” (p. 22) when preparing the sheet music for accompaniment.</p> <p>○ If applying concurrently for the Practical Music Course (research division of Vocal Music), mail the sheet music for accompaniment separately.</p>	<p>Download the specified forms from the “Forms” page on the entrance examination information site. Fill out the form clearly in block printing and Arabic numerals, using ink or a ball-point pen in black or blue.</p>
<p style="text-align: center;">⑤ Form for submission of recital pieces for examination (Piano) [applicants to Piano]</p>	<p>Applicants at left should fill out the specified form.</p>	
<p style="text-align: center;">⑥ Form for submission of recital pieces for examination (Early Music) [applicants to Early Music]</p>	<p>Applicants at left should fill out the specified form.</p>	
<p style="text-align: center;">⑦ Form for submission of recital pieces for examination (Traditional Japanese Music) [applicants to Traditional Japanese Music]</p>	<p>Applicants at left should fill out the specified form.</p>	

Required document	Instructions, etc.	Remarks
<p>⑧ Form for submission of recital piece for examination (Piano minor) [all examinees for Piano minor]</p>	<p>Applicants at left should fill out the specified form.</p>	<p>Download the specified forms from the “Forms” page on the entrance examination information site.</p>
<p>⑨ Statement of reasons for applying [applicants to the Department of Musical Creativity and the Environment]</p>	<p>Applicants at left should fill out the specified form.</p>	<p>Fill out the form clearly in block printing and Arabic numerals, using ink or a ball-point pen in black or blue.</p>
<p>⑩ Sheet music for Early Music [applicants to Early Music]</p>	<p>○ Send by registered express mail in a separate envelope at the same time you send the required documents. ○ Follow the instructions given in “Notes applying to all early music” (p. 40) under “Examination content and recital pieces” for Early Music when preparing the sheet music.</p>	
<p>⑪ Sheet music for Traditional Japanese Music [applicants to Traditional Japanese Music]</p>	<p>○ Send by registered express mail in a separate envelope at the same time you send the required documents. ○ Follow the instructions given under the second examination for Contemporary Sokyoku under “Examination content and recital pieces” (p. 44) when preparing the sheet music.</p>	
<p>⑫ Copy of notice of results of 2019 Examination for Japanese University Admission for International Students [privately financed international student applicants]</p>	<p>Applicants taking the 2019 Examination for Japanese University Admission for International Students must submit a notice (copy) of examination results issued by the Japan Student Services Organization.</p>	<p>Any format</p>
<p>⑬ Documentation of English-language qualification and testing examination scores/grades [applicants applying using English-language qualification and testing examinations]</p>	<p>○ Grade Pre-1 or higher on Test in Practical English Proficiency (EIKEN) • Copy of certificate of passing ○ IELTS Band 5.5 or higher • Copy of Test Report Form for academic module ○ TOEFL iBT 72 points or higher • Copy of Internet-based Test Examinee Score Report ○ TOEIC® 785 points or higher • Copy of Official Score Certificate * Original documentation of examination scores/grades submitted when applying will be returned by the Admission Section of the Faculty of Music following admission. Note that failure to submit original documentation or any improprieties in documents submitted may result in cancellation of admission.</p>	

Required document	Instructions, etc.	Remarks
<p>⑭ Documentation of eligibility to apply [applicants taking special entrance examinations for applicants from overseas educational programs]</p>	<p>○ Those meeting the description under “Application requirements (1)” on p. 4 of this Guidance:</p> <ul style="list-style-type: none"> ● Certificate of graduation (completion) or certificate of anticipated graduation (completion) ● Academic transcripts from final school graduated (completed) <p>* If you attended high school in Japan, also submit a student report prepared by the head of the school attended.</p> <p>○ Those meeting the description under “Application requirements (2)” on p. 4 of this Guidance:</p> <ul style="list-style-type: none"> ● If you have attained an international baccalaureate awarded by the International Baccalaureate Organization, a copy of the baccalaureate certificate and test scores for the six subjects of the international baccalaureate final examinations ● If you have attained an Abitur in the Federal Republic of Germany, a copy of the Abitur certificate ● If you have attained a baccalaureate in the Republic of France, a copy of the baccalaureate certificate <p>* If you are sending original certificates or other documentation that cannot be reissued and you wish to have these documents returned, be sure to attach a note indicating such.</p>	Any format
<p>⑮ Statement of reasons for applying [applicants taking special entrance examinations for applicants from overseas educational programs]</p>	Submit as described under “Screening method, etc.” of “Overview of special entrance examinations for applicants from overseas educational programs in the 2020 academic year” on p. 4 of this Guidance.	Download the specified forms from the “Forms” page on the entrance examination information site.

[Notes on the required documents]

1. Send the documents for a single applicant together as a single piece of registered mail. Do not send documents for multiple applicants together in the same envelope.
2. Applicants for Vocal Music, Early Music, and Contemporary Sokyoku in Traditional Japanese Music must not include other application documents with their sheet music for accompaniment or sheet music. If you include other documents, you may be unable to take the examination.
3. Once the required documents have been received, you will not be permitted to make changes in the recital pieces for examination, examination subjects, or any other information submitted.
4. If the family name on a certificate differs from your current family name, attach an official copy of your family register or other documentation of the name change.
5. If a document is in a language other than Japanese, be sure to attach a Japanese translation. (The translation does not need to be notarized by a public agency. The applicant may translate the document him or herself.)
6. Consider your application choices carefully. The University does not permit students to attend other universities in Japan concurrently.

What to prepare when mailing the required documents	
Envelope	Prepare your own standard Type 2 rectangular envelope (240 × 332 mm).
Envelope name and address label	Print the label from the Internet application site.

Mail the required documents to: Admission Section, Faculty of Music, Tokyo University of the Arts
12-8 Ueno Koen, Taito-ku, Tokyo 110-8714

4 Printing the admission ticket

You can print your admission ticket from the Internet application site after acceptance of your application. A notice will be sent to your registered email address to indicate that your admission ticket is ready to print. Each applicant must print his or her admission ticket on standard A4-sized printer paper (white) and bring it with him or her on the examination date. The University will not mail admission tickets.

Admission tickets will be available for printing: Starting at 4:00 pm on Friday, February 14, 2020

Printing the admission ticket

- ① Confirm that you have been notified that your admission ticket is ready for printing at your registered email address.
▼
- ② Access the University internet application site (<http://e-apply.jp/e/geidai-net/>).
▼
- ③ Click on “Confirm Application for Music” (green button) and enter your registered email address, date of birth, and reception no. to log into the page.
▼
- ④ Click on “Open the PDF Admission ticket” (blue button) on the screen and print the admission ticket displayed in color on standard A4-sized printer paper (white). (Black-and-white printouts are not acceptable.)

[Notes concerning admission tickets]

1. Be sure to confirm the content shown on the admission ticket after printing it. Contact the Admission Section of the Faculty of Music by Thursday, February 20, 2020 if the content shown on your admission ticket differs from the information you registered on the Internet application site or if you are unable to print the admission ticket even after it is supposed to be available for printing. (You can check the registration information on the “Confirm Application for Music” page of the Internet application site.)
Contact: Admission Section of the Faculty of Music, Tokyo University of the Arts, tel. 050-5525-2309 (M-F, 9:00 am – 12:30 pm, 1:30 – 4:30 pm)
2. An admission ticket printed in color is required on the examination date. You will not be able to take the examination using the reception no. you received when registering your application or an image of the admission ticket displayed on a smartphone or other device.
3. The reception no. received when you completed the Internet application registration differs from your examinee number.
4. For applicants for Nagauta Shamisen, Tokiwazu Shamisen, Kiyomoto Shamisen, Nagauta, Tokiwazu, and Kiyomoto, consecutive examinee numbers will be issued for Shamisen Music. For applicants for Shakuhachi (Kinko School) and Shakuhachi (Tozan School), consecutive examinee numbers will be issued for Shakuhachi. For applicants for Contemporary Hogakuhayashi (fue) and Contemporary Hogakuhayashi (percussion), consecutive examinee numbers will be issued for Contemporary Hogakuhayashi.

5. Prior consultation for applicants with disabilities

Applicants requiring special treatment for the examinations or special consideration during their studies at the University should inform us in advance and submit the relevant application form by Friday, January 3, 2020. To the application, attach a medical certificate from a physician and consult with the Admission Section of the Faculty of Music. Based on a review of this application, we may request an interview with the applicant or with an individual from his/her high school. In addition, applicants who begin to require special treatment for examinations or special consideration during their studies at the University due to events arising after the deadline must notify the Admission Section of the Faculty of Music at the earliest possible date. For the application and medical certificate, use the forms posted under “Application for Special Considerations in Entrance Examinations” on the University’s entrance examination information site.

Notes:

1. Consult with the University well in advance. It may take a considerable period of time (one or two months) to reply.
2. Note that not all requests made through prior consultation may be granted.

7. List of examination subjects and acceptance/rejection decision methods and criteria

Examination subject		Technical exam for major, etc. (See pp. 18-47.) (Notes 1, 2)	Test of basic musical ability (See pp.48-50.) (Notes 1, 2)				Technical exam for minor, etc. (See pp. 51-53.) (Notes 1, 2)				Interview (See p.54.) (Notes 1, 2)	National Center Test for University Admissions		
			Music dictation	Musical grammar	Sight singing	Rhythm	Piano minor	Technical exam for a minor other than Piano	Original piano composition	Harmony		Japanese	Foreign language	One subject from the following: geography/history, civics, mathematics, science
Department, major														
Composition (Notes 3, 4, 7, 9)		First, second, and third exams	○	○	○	○	○			△	△	○	○	
Vocal Music (Notes 3, 7, 9)		First, second, and third exams	○	○	○ (Note 10)	○ (Note 10)	○					○	○	
Instrumental Music	Piano (Notes 3, 7, 9)	First and second exams	○	○	○	○						○	○	
	Organ (Notes 3, 7, 9)	First and second exams	○	○	○	○	○					○	○	
	String Instruments (Notes 3, 7, 8, 9)	First and second exams	○	○	○	○	○					○	○	
	Wind and Percussion Instruments (Notes 3, 7, 8, 9)	First and second exams	○	○	○	○	○					○	○	
	Early Music (Notes 3, 7, 8, 9)	First exam	○	○	○	○						○	○	
Conducting (Notes 3, 7, 9)		First and second exams		○			○			○		○	○	
Traditional Japanese Music (Notes 3, 4, 7, 8, 9)		First and second exams		○							△	○	○	
Musicology (Notes 3, 5, 6, 7, 9)		First exam: Japanese, foreign language (Note 11) Second exam: Short essay (including oral questioning)	○	○	○	○		○ (Note 12)		○		□	□	□
Musical Creativity and the Environment (Notes 5, 7, 9)		First exam: Test of academic ability (music) Second exam: Short essay								□ (Note 13)		□	□	□

Includes self-expression (see p. 45).

Notes:

- Applicants missing even one of the assigned examinations will be disqualified from admission.
- Applicants who show up on the wrong date or at the wrong time for an examination or perform an incorrect recital piece for the examination will be disqualified from admission.
- Scores on subjects denoted by a circle (○) contribute to the final acceptance/rejection decision. Applicants whose scores fall below the base scores for the year of examination will be rejected.
- Scores on subjects denoted by a triangle (△) contribute to the final acceptance/rejection decision.
- Scores on subjects denoted by a square (□) contribute to the first and final acceptance/rejection decisions.
- Applicants with scores of zero on one or more subject will be rejected in the first and final acceptance/rejection decisions for Musicology, regardless of total scores.
- The final acceptance/rejection decision will be based on a comprehensive consideration of each examination subject and the student report.
- The final acceptance/rejection decision may take into consideration a balance among students for each instrument within a major.
- Applicants will be ranked in acceptance/rejection decisions as shown in the table on the next page.
- The examinations on sight singing and rhythm for the Department of Vocal Music will be administered following (1) Chorübungen in the third technical examination for the major.
- The Japanese and foreign language examinations for Musicology will be administered separately from the National Center Test for University Admissions.
- Applicants to the Department of Musicology choosing to take the technical examination for a minor other than Piano are not required to take the technical examination for the Piano minor.
- The interview for the Department of Musical Creativity and the Environment will include self-expression (see p. 47).

Ranking of applicants in acceptance/rejection decisions (related to Note 9 above)

Acceptance/ rejection decision	First through third acceptance/rejection decisions	Final acceptance/rejection decision	
Department, major			
Composition	First acceptance/rejection decision: Ranked by score in first technical examination for the major (16 pts.) Second acceptance/rejection decision: Ranked by score in second technical examination for the major (16 pts.) Third acceptance/rejection decision: Ranked by score in third technical examination for the major (16 pts.)	Ranked by total combined score (48 pts.) for the first technical examination for the major (16 pts.), second technical examination for the major (16 pts.), and third technical examination for the major (16 pts.)	
Vocal Music	First acceptance/rejection decision: Ranked by score in first technical examination for the major (100 pts.) Second acceptance/rejection decision: Ranked by score in second technical examination for the major (100 pts.)	Ranked by total combined score (170 pts.) for the first technical examination for the major (converted to 50 pts.), second technical examination for the major (100 pts.), and (1) Chorübungen in the third technical examination for the major (20 pts.)	
Instrumental Music	Piano	First acceptance/rejection decision: Ranked by score in first technical examination for the major (100 pts.) Second acceptance/rejection decision: Ranked by score in second technical examination for the major (100 pts.)	Ranked by score on the second technical examination for the major (100 pts.)
	Organ	First acceptance/rejection decision: Ranked by score in first technical examination for the major (100 pts.) Second acceptance/rejection decision: Ranked by score in second technical examination for the major (100 pts.)	Ranked by total combined score (200 pts.) for the first technical examination for the major (100 pts.) and second technical examination for the major (100 pts.)
	String Instruments	First acceptance/rejection decision: Ranked by score in first technical examination for the major (100 pts.) Second acceptance/rejection decision: Ranked by total combined score (200 pts.) for the first technical examination for the major (100 pts.) and second technical examination for the major (100 pts.)	Ranked by total combined score (200 pts.) for the first technical examination for the major (100 pts.) and second technical examination for the major (100 pts.)
	Wind and Percussion Instruments	First acceptance/rejection decision: Ranked by score in first technical examination for the major (100 pts.) Second acceptance/rejection decision: Ranked by score in second technical examination for the major (100 pts.)	Ranked by total combined score (200 pts.) for the first technical examination for the major (100 pts.) and second technical examination for the major (100 pts.)
	Early Music	First acceptance/rejection decision: Ranked by score in first technical examination for the major (100 pts.)	Ranked by score on first technical examination for the major (100 pts.)
Conducting	First acceptance/rejection decision: Ranked by score in first technical examination for the major (100 pts.) Second acceptance/rejection decision: Ranked by score in second technical examination for the major (100 pts.)	Ranked by total combined score (200 pts.) for the first technical examination for the major (100 pts.) and second technical examination for the major (100 pts.)	
Traditional Japanese Music	First acceptance/rejection decision: Ranked by score in first technical examination for the major (100 pts.) Second acceptance/rejection decision: Ranked by score in second technical examination for the major (100 pts.)	Ranked by total combined score (200 pts.) for the first technical examination for the major (100 pts.) and second technical examination for the major (100 pts.)	
Musicology	First acceptance/rejection decision: Ranked by total combined score (1,100 pts.) for the National Center Test (Japanese) (200 pts.), National Center Test (foreign language) (converted to 200 pts.), National Center Test (one subject from the following: geography/history, civics, mathematics, and science) (100 pts.), Japanese (300 pts.), and foreign language (300 pts.)	Ranked by total combined score (2,000 pts.) for the first acceptance/rejection decision (1,100 pts.), music dictation (100 pts.), musical grammar (100 pts.), sight singing (50 pts.), rhythm (50 pts.), technical exam for Piano minor or for a minor other than Piano (100 pts.), harmony (200 pts.), and short essay (including oral questioning) (300 pts.)	
Musical Creativity and the Environment	First acceptance/rejection decision: Ranked by total combined score (700 pts.) for the National Center Test (Japanese) (200 pts.), National Center Test (foreign language) (converted to 200 pts.), National Center Test (one subject from the following: geography/history, civics, mathematics, and science) (100 pts.), and test of academic ability (200 pts.)	Ranked by total combined score (1,000 pts.) for the first acceptance/rejection decision (700 pts.), short essay (100 pts.), and interview (200 pts.)	

8. Examination schedule/location

1. Examination schedule

The examination for each department will be administered as shown on the Entrance Examination Schedule (Appendix 2) (p. 79). Schedules and other information concerning the first examinations will be announced on the University's entrance examination information site.

*** The University does not offer makeup examinations.**

2. Examination location

The examinations for all departments will be held at the Tokyo University of the Arts Faculty of Music (12-8 Ueno Koen, Taito-ku, Tokyo).

(See the back cover of this Guidance for a map of the examination location.)

3. Measures concerning those with influenza or other infectious diseases

Precautions regarding infectious diseases subject to suspension of attendance under the School Health and Safety Act:

To avoid infecting other examinees, proctors, and other individuals, examinees who have contagious infections subject to suspension of attendance under the School Health and Safety Act (e.g., influenza, measles, chicken pox) as of the date of the entrance examinations and who have yet to fully recover are asked to refrain from attending the examinations.

This does not apply to cases in which a physician has determined, based on the condition of the examinee, that there is minimal risk of contagion. Please note that no special measures such as makeup examinations or refunds of the screening fee are available for examinees who refrain from taking the examinations as described above. Examinees are encouraged to tend to their health in preparation for the examination date.

9. Disclosure of individual results of admission screening examinations

Individual results of general admission screening examinations for the 2020 academic year will be disclosed only to the examinee. (This does not apply to successful examinees.) If you wish to see your results, apply to do so as described below.

(1) Applicant

Examinee only (application by proxy not permitted)

(2) Application period

○ If the examinee visits the University:

Monday, June 1 through Tuesday, June 30, 2020 (except Saturdays and Sundays), 9:30 am – 12:30 pm,
1:30 – 4:30 pm

○ Requests for disclosure by mail:

Requests for disclosure by mail must be postmarked Monday, June 1 through Tuesday, June 30, 2020

(3) How to apply

○ If the examinee visits the University:

The examinee must complete all information on the Request for Individual Results (p. 83) of this Guidance and bring it together with his or her Faculty of Music admission ticket (photocopies not acceptable) and a return envelope (a Type 3 rectangular envelope [12 cm × 23.5 cm] with the examinee's postal code, address, and name written on it and a 404-yen postage stamp affixed) to the University to apply to the Admission Section of the Faculty of Music for disclosure of results. (The results will be sent later by simple registered mail.)

○ Requests for disclosure by mail:

If you are unable to come to the University because your residence is in a distant location or for other reasons, you may request disclosure of results by mail.

The examinee must complete all information on the Request for Individual Results at the end of this Guidance and mail it along with his or her Faculty of Music admission ticket (photocopies not acceptable) and a return envelope (a Type 3 rectangular envelope with the examinee's postal code, address, and name written on it and a 404-yen postage stamp affixed) to the Admission Section of the Faculty of Music, Tokyo University of the Arts by simple registered mail. (The results will be sent later by simple registered mail.)

* When applying, note that the return envelope and stamp will still be used to send a notice even when not disclosing results.

(4) Information disclosed

① Examination results (scores)

The applicant's results of the National Center Test for University Admissions will be disclosed, by subject (test area).

② Examination results (rankings)

The applicant's rankings used in the pass-fail decision on the first examination, second examination, third examination (Composition), and final examination will be disclosed.

Rankings will not be disclosed if the number of passing applicants for an instrument or other subject is relatively small (10 or fewer).

③ If an applicant was rejected after the final examination and one or more examination subjects (test areas) that led to the overall decision of rejection are clearly identifiable, the names of those test areas will be disclosed to the failed applicant.

④ Student report (other than the "reference information for instruction" and "remarks" sections)

(5) Address any inquiries to:

Admission Section, Faculty of Music, Tokyo University of the Arts

12-8 Ueno Koen, Taito-ku, Tokyo 110-8714 Tel: 050-5525-2309 Email: music.admissions@ml.geidai.ac.jp

10. Examination content and recital pieces

A. Technical examinations for majors, etc.

Note that while the first and second exams are the same for both majors, the contents of the third exams varies by major (Composition, Écriture).

Dept	Major (Vocal type, instrument, etc.)	Examination content and recital pieces	
Composition	Composition major Écriture major	First	Create a four-part harmony for each of the bass and soprano voice parts assigned. (Three hours each)
		Second	(1) Strict counterpoint: Create one three-part florid counterpoint and one combined counterpoint from the assigned cantus firmus. (Three hours) (2) Create one four-part chorale piece in the style of Bach from the assigned chorale melody. (Two hours) (Five hours total)
		Third	<Composition major> Complete a work of music using the assigned subject, specified form*, and orchestration. The instruments to be orchestrated will be specified from the following: Flute, oboe, clarinet, bassoon, horn, violin, viola, cello, piano (Eight hours, not including a one-hour lunch break) * Forms such as variation, rondo, and sonata Note: The specific musical form and instruments to be orchestrated will be specified on the day of the examination. <Écriture major> (1) Performance on first sight of a full score and transposed performance (2) Harmonizing numbered low notes on the piano (3) Piano accompaniment of a melody performed by an instrumentalist


[Sample questions]

1. Strict counterpoint

- Use the tenor, alto, or soprano clef to create a three-part combined counterpoint from syncopation and quarter notes on the following cantus firmus (bass staff).
You may assign each countermelody freely to any voice part.
Do not switch the cantus firmus to another voice part. Do not transpose keys or melodies.



- Create a three-part florid counterpoint using the following cantus firmus (soprano staff) as the soprano part. Use the bass, tenor, or alto clef for the countermelody.
Do not switch the cantus firmus to another voice part. Do not transpose keys or melodies.



2. Chorale

Create one four-part chorale piece using the bass, tenor, and alto clef from the following chorale melody.

Choral



Dept	Major (Vocal type, instrument, etc.)	Examination content and recital pieces	
Vocal Music	Soprano (S) Alto (Including mezzo soprano) (A) Tenor (T) Bass (Including baritone) (B)	First	<p>[Elective recital pieces]</p> <p>Applicants should choose a total of eight pieces meeting the requirements below from the choices on the following pages and submit the titles at the time of their application:</p> <p>A. Japanese songs: four pieces</p> <p>B. Foreign pieces: four pieces (You are free to combine any foreign pieces from Italian, German, and French groups.)</p> <p>On the day of the examination, the University will specify four pieces (two from category A and two from category B). The applicant must choose two of those four pieces (one from category A and one from category B) and perform them from memory.</p>
			Second
		Third	<p>(1) Designated during the examination from F. Wüllner: Chorübungen I (complete translation). (Excerpts and abridged versions are not acceptable.)</p> <p>(2) Sight singing</p> <p>(3) Rhythm</p> <p>* (2) and (3) above are tests of basic musical ability. (See pp. 48-50.)</p> <p style="text-align: right;">(Continued on next page)</p>

Dept	Major (Vocal type, instrument, etc.)	Examination content and recital pieces
Vocal Music		<p>Elective recital pieces</p> <p>A. Japanese songs</p> <ol style="list-style-type: none"> 1. Kosuke Komatsu <i>Haha</i> 2. Rentaro Taki <i>Akinotsuki</i> [arr. Kosaku Yamada] 3. Rentaro Taki <i>Kojonotsuki</i> (parts 1, 2 only) [arr. Kosaku Yamada] 4. Ikuma Dan <i>Akinono</i> from <i>Muttsu no kodomo no uta</i> 5. Ikuma Dan <i>Karariko</i> from <i>Muttsu no kodomo no uta</i> 6. Yoshinao Nakada <i>Oyasumi</i> from <i>Muttsu no kodomo no uta</i> 7. Tamezo Narita <i>Hamabenouta</i> (parts 1, 2 only) 8. Kiyoshi Nobutoki <i>Hokushuno</i> from <i>Shara</i> 9. Kiyoshi Nobutoki <i>Yoshikiri</i> from <i>Shara</i> 10. Kozaburo Hirai <i>Narayama</i> 11. Kozaburo Hirai <i>Yurikago</i> 12. Ryutaro Hirota <i>Hamachidori</i> (parts 1, 2 only) 13. Kosaku Yamada <i>Kaneganarimasu</i> 14. Kosaku Yamada <i>Kayanokiyamano</i> 15. Kosaku Yamada <i>Konomichi</i> (parts 1, 2 only) <p>B. Foreign pieces: Italy</p> <ol style="list-style-type: none"> 1. Bellini, V. <i>Ma rendi pur contento</i> 2. Bellini, V. <i>Vaga luna, che inargenti</i> 3. Bononcini, G. <i>Per la gloria d'adorarvi</i> 4. Caldara, A. <i>Sebben crudele</i> 5. Caldara, A. <i>Selve amiche</i> 6. Cesti, M. A. <i>Intorno all'idol mio</i> 7. Durante, F. <i>Vergin tutto amor</i> 8. Gasparini, F. <i>Lasciar d'amarti</i> 9. Paisiello, G. <i>Nel cor più non mi sento</i> 10. Scarlatti, A. <i>Già il sole dal Gange</i> 11. Scarlatti, A. <i>Le violette</i> 12. Scarlatti, A. <i>Sento nel core</i> 13. Scarlatti, A. <i>Se tu della mia morte</i> 14. Tosti, F. P. <i>L'ultimo bacio</i> 15. Tosti, F. P. <i>Sogno</i>
		(Continued on next page)

Dept	Major (Vocal type, instrument, etc.)	Examination content and recital pieces
Vocal Music	Soprano (S) Alto (Including mezzo soprano) (A)	B. Foreign pieces: Germany
		16. Beethoven, L. v Ich liebe dich so wie du mich WoO 123
		17. Brahms, J. Dein blaues Auge Op. 59-8
		18. Mendelssohn, F. B. Auf Flügeln des Gesanges Op. 34-2
		19. Mozart, W. A. An Chloe KV 524
		20. Mozart, W. A. Das Veilchen KV 476
		21. Schubert, F. An die Musik Op. 88-4
		22. Schubert, F. Frühlingsglaube Op. 20-2
		23. Schumann, R. Die Lotosblume Op. 25-7
		24. Schumann, R. Du bist wie eine Blume Op. 25-24
	25. Wolf, H. Verborgenheit Mörike-Lieder 12.	
	Tenor (T) Bass (Including baritone) (B)	B. Foreign pieces: France
		26. Berlioz, H Villanelle
		27. Debussy, C. Beau soir
		28. Debussy, C. Nuit d'étoiles
		29. Fauré, G. Clair de lune
		30. Fauré, G. Ici-bas !
		31. Fauré, G. Lydia
		32. Fauré, G. Mai
		33. Fauré, G. Notre amour
34. Gounod, Ch. Chanson de printemps (parts 1, 3 only)		
35. Hahn, R. Si mes vers avaient des ailes		

(Continued on next page)

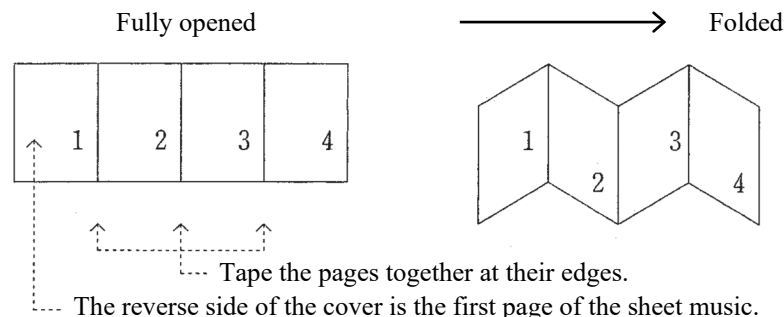
Notes for applicants to the Department of Vocal Music**1. Recital pieces for examination**

- (1) The first elective recital piece and the second free-choice piece need not be from the same lineage. For example, if your first selection for the elective recital piece is from the category “B. Foreign pieces: Italy,” your second selection for the free-choice piece can still be from the category of Japanese songs.
- (2) Both the first and second performances during the examination must be from memory (with piano accompaniment).
Elective recital pieces A and B in the first examination may be performed in any key. However, elective recital piece B (foreign piece) must be performed in the original language. The free-choice piece in the second examination may be performed in any key if the work is a song (including classical arias generally treated as songs) but must be performed in the original key if the work is an aria from an opera, oratorio, etc. (unless it is a work for which changes in key are customarily accepted).
- (3) Applicants will be allowed the following times for their performances:
First examination: Up to four minutes in total for two pieces
Second examination: Up to four minutes
Staff may signal the applicant to stop performing. This will not have a negative effect on the applicant’s evaluation.
- (4) The University will provide accompanists. Applicants may not bring their own accompanists to the examinations.
- (5) Applicant must bring a copy of the form for submission of recital pieces for examination with them on the day of the examination.

2. Sheet music

- (1) With their application, applicants must submit sheet music for piano accompaniment to the elective recital pieces for the first examination and the free-choice piece for the second examination. No changes to pieces, keys, etc. will be permitted after submission of the sheet music.
- (2) Prepare the sheet music to be submitted as outlined below:
 - Each page of sheet music must be of the following dimensions: 30 cm (height) × 22 cm (width), or A4-sized paper in portrait orientation.
 - The sheet music must show the piano accompaniment and lyrics in addition to the voice part. If handwritten, it must be written clearly using a black pen or ballpoint pen.
 - Preprinted sheet music may be used, but if it is in a different size from that given above, affix it to a base sheet of the specified size.
 - Do not bind the sheet music for different pieces together. Instead, affix a cover sheet of paper roughly of the same thickness as drawing paper to the sheet music for each piece, write the necessary information on the cover sheet, and affix in its top left-hand corner the submitted sheet music cover slip (bound with the documents to submit when applying). There is no need to attach a back cover to match the cover sheet.
 - Prepare the sheet music so that it is easy for the accompanist to read and turn through. Bind and fold the sheet music so that all pages can be viewed when fully opened. (See illustration below.)


(Example: For four-page sheet music)







- (3) Submit the sheet music by registered express mail using any appropriate envelope, enclosing only the sheet music. Write “Faculty of Music Vocal Music sheet music for accompaniment enclosed” on the front of the envelope. Be sure to indicate your name, vocal type, and reference no. (the number shown at the bottom right of the registered information confirmation form) on the back of the envelope. Do not enclose in this envelope any other required documents besides the sheet music being submitted. Enclosing other documents with the sheet music may render it impossible for the applicant to take the entrance examinations.

Dept	Major (Vocal type, instrument, etc.)		Examination content and recital pieces
Instrumental Music	Keyboard Instruments	Piano (Pf)	<p>First</p> <p>a) Beethoven: Choose and submit any one piece from the piano sonatas. b) Chopin: Choose and submit any two pieces from Etudes Op. 10 and Op. 25. * For a), perform the first movement. However, for the following works perform both the first and second movements: Op. 27-1, Op. 27-2, Op. 101, Op. 109 For b), each examinee will perform a piece randomly chosen on the day of the examination.</p> <p>I) Perform all pieces from memory. II) Repeats through the eighth bar will be left to the discretion of the examinee. Omit all other repeats. III) You may be asked to omit part of the performance on the day of the examination due to time constraints. IV) You may perform the pieces in any order.</p>
			<p>Second</p> <p>a) Beethoven: Perform the movements of the piano sonata chosen for the first examination that you did not perform in the first examination (i.e., the second and later movements). However, for the following pieces, perform the third and later movements: Op. 27-1, Op. 27-2, Op. 101, Op. 109. b) Choose one or more pieces by the following composers (total performance time must be at least 10 minutes): Schubert, Weber, Mendelssohn, Chopin, Schumann, Liszt, Brahms For Chopin, perform a piece other than the Etudes. c) Choose one or more pieces by the following composers: Fauré, Debussy, Ravel, Scriabin, Rachmaninoff, Prokofieff, Bartók For Debussy, Scriabin, Rachmaninoff, Prokofieff, and Bartók, perform a piece other than the Etudes. * Prepare a program at least 15 minutes in length combining the pieces you chose under b) and c) above.</p> <p>I) Perform all pieces from memory. II) No additional recital pieces will be assigned this year. III) Repeats through the eighth bar will be left to the discretion of the examinee. Omit all other repeats. IV) For b) and c) above, you may excerpt movements from sonatas or suites. You may not excerpt from variations. V) You may be asked to omit part of the performance on the day of the examination due to time constraints. VI) Perform the pieces in the order a), b), and c).</p>







Dept	Major (Vocal type, instrument, etc.)		Examination content and recital pieces																																																																																										
Instrumental Music	Keyboard Instruments	Organ (Org)	Specifications of the organ used for the technical examinations for this major																																																																																										
			<table border="0"> <tr> <td colspan="2"><u>Pedal</u></td> <td>13. Krummhorn</td> <td>8'</td> <td>26. Nasard</td> <td>2²/₃'</td> </tr> <tr> <td>1. Subbass</td> <td>16'</td> <td>14. Tremulant</td> <td></td> <td>27. Superoktav</td> <td>2'</td> </tr> <tr> <td>2. Principalbass</td> <td>8'</td> <td>15. I/P</td> <td></td> <td>28. Mixtur</td> <td>4f</td> </tr> <tr> <td>3. Rohrpommer</td> <td>8'</td> <td>16. II/P</td> <td></td> <td>29. Trompete</td> <td>8'</td> </tr> <tr> <td>4. Choralflöte</td> <td>4'</td> <td>17. III/P</td> <td></td> <td colspan="2"><u>(III) Schwellwerk</u></td> </tr> <tr> <td>5. Piffaro</td> <td>2f</td> <td>18. III/I</td> <td></td> <td>30. Rohrflöte</td> <td>8'</td> </tr> <tr> <td>6. Dulcian</td> <td>16'</td> <td>19. I/II</td> <td></td> <td>31. Salicional</td> <td>8'</td> </tr> <tr> <td></td> <td></td> <td>20. III/II</td> <td></td> <td>32. Vox coelestis</td> <td>8'</td> </tr> <tr> <td colspan="2"><u>(I) Brustwerk</u></td> <td colspan="2"><u>(II) Hauptwerk</u></td> <td>33. Principal</td> <td>4'</td> </tr> <tr> <td>7. Holzgedackt</td> <td>8'</td> <td>21. Quintade</td> <td>16'</td> <td>34. Blockflöte</td> <td>2'</td> </tr> <tr> <td>8. Spillpfeife</td> <td>4'</td> <td>22. Principal</td> <td>8'</td> <td>35. Sesquialtera</td> <td>2f</td> </tr> <tr> <td>9. Principal</td> <td>2'</td> <td>23. Gemshorn</td> <td>8'</td> <td>36. Scharff</td> <td>3f</td> </tr> <tr> <td>10. Terz</td> <td>1³/₅'</td> <td>24. Oktav</td> <td>4'</td> <td>37. Hautbois</td> <td>8'</td> </tr> <tr> <td>11. Oktav</td> <td>1'</td> <td>25. Holztraverse</td> <td>4'</td> <td>38. Tremulant</td> <td></td> </tr> <tr> <td>12. Cymbel</td> <td>3f</td> <td></td> <td></td> <td></td> <td></td> </tr> </table>	<u>Pedal</u>		13. Krummhorn	8'	26. Nasard	2 ² / ₃ '	1. Subbass	16'	14. Tremulant		27. Superoktav	2'	2. Principalbass	8'	15. I/P		28. Mixtur	4f	3. Rohrpommer	8'	16. II/P		29. Trompete	8'	4. Choralflöte	4'	17. III/P		<u>(III) Schwellwerk</u>		5. Piffaro	2f	18. III/I		30. Rohrflöte	8'	6. Dulcian	16'	19. I/II		31. Salicional	8'			20. III/II		32. Vox coelestis	8'	<u>(I) Brustwerk</u>		<u>(II) Hauptwerk</u>		33. Principal	4'	7. Holzgedackt	8'	21. Quintade	16'	34. Blockflöte	2'	8. Spillpfeife	4'	22. Principal	8'	35. Sesquialtera	2f	9. Principal	2'	23. Gemshorn	8'	36. Scharff	3f	10. Terz	1 ³ / ₅ '	24. Oktav	4'	37. Hautbois	8'	11. Oktav	1'	25. Holztraverse	4'	38. Tremulant		12. Cymbel	3f				
			<u>Pedal</u>		13. Krummhorn	8'	26. Nasard	2 ² / ₃ '																																																																																					
			1. Subbass	16'	14. Tremulant		27. Superoktav	2'																																																																																					
			2. Principalbass	8'	15. I/P		28. Mixtur	4f																																																																																					
3. Rohrpommer	8'	16. II/P		29. Trompete	8'																																																																																								
4. Choralflöte	4'	17. III/P		<u>(III) Schwellwerk</u>																																																																																									
5. Piffaro	2f	18. III/I		30. Rohrflöte	8'																																																																																								
6. Dulcian	16'	19. I/II		31. Salicional	8'																																																																																								
		20. III/II		32. Vox coelestis	8'																																																																																								
<u>(I) Brustwerk</u>		<u>(II) Hauptwerk</u>		33. Principal	4'																																																																																								
7. Holzgedackt	8'	21. Quintade	16'	34. Blockflöte	2'																																																																																								
8. Spillpfeife	4'	22. Principal	8'	35. Sesquialtera	2f																																																																																								
9. Principal	2'	23. Gemshorn	8'	36. Scharff	3f																																																																																								
10. Terz	1 ³ / ₅ '	24. Oktav	4'	37. Hautbois	8'																																																																																								
11. Oktav	1'	25. Holztraverse	4'	38. Tremulant																																																																																									
12. Cymbel	3f																																																																																												
Supplemental equipment for performances:				Handregister +2 Freie Kombinationen, Zungen ab, Mixtur ab (manufacturer: Klais)																																																																																									
First	<p>(A) J. S. Bach</p> <p>Assigned on the day of the examination from the following pieces from the "Orgelbüchlein": BWV 599, BWV 604, BWV 608, BWV 612, BWV 613, BWV 615, BWV 617, BWV 619, BWV 629, BWV 631, BWV 635, BWV 637, BWV 640, BWV 641, BWV 642</p> <p>(B) D. Buxtehude: Präludium in F, BuxWV 145</p>																																																																																												
Second	<p>(A) J.S. Bach: Präludium und Fuge in G-Dur, BWV 550</p> <p>(B) All movements from F. Mendelssohn-Bartholdy: Sonate No. 3, op. 65-3</p>																																																																																												
<p>Note 1: Perform D. Buxtehude: Präludium in F, BuxWV 145 in Part (B) of the first examination from memory.</p> <p>Note 2: You may be asked to omit part of the performance on the day of the examination due to time constraints.</p> <p>Note 3: Regarding registration for each of the recital pieces, during register time the University will provide a standard registration that the examinee may refer to as needed.</p>																																																																																													

Dept	Major (Vocal type, instrument, etc.)	Examination content and recital pieces
Instrumental Music	String Instruments Violin (Vn)	<p>(A) Scale</p> <p>Perform the sample scores from Carl Flesch: Scale System in C Minor (c-moll), referring to each of the items noted under (a)–(f) below.</p> <p>(a) Scale, arpeggio, scale in thirds, chromatic scale</p> <p>(b) Double stop scale in thirds</p> <p>(c) Double stop scale in sixths</p> <p>(d) Double stop scale in octaves</p> <p>(e) Fingered octaves</p> <p>(f) Double stop scale in tenths</p>  <p>* Play entirely in legato. Abide by all designated slurs. Fingering is left to the discretion of the examinee.</p> <p style="text-align: right;">(Continued on next page)</p>



Dept	Major (Vocal type, instrument, etc.)		Examination content and recital pieces	
Instrumental Music	String Instruments	Violin (Vn)	First	<p>(B) N. Paganini: No. 22 in F Major from 24 Caprices, Op. 1 * No repetition of Minore. Play Da Capo.</p> <p>Notes: Perform the pieces in the order (A), then (B). You must perform entirely from memory. No specific sheet music edition is specified. You may be asked to omit part of the performance due to time constraints.</p>
				Second


Dept	Major (Vocal type, instrument, etc.)	Examination content and recital pieces
Instrumental Music	String Instruments Viola (Va)	<p>(A) Scale</p> <p>Perform from Carl Flesch: Scale System (Carl Fischer edition arranged for viola) in E_b Major with reference to each of the items noted under (a)-(d) below.</p> <p>(a) Scale, arpeggio, scale in thirds, chromatic scale</p> <p>(b) Double stop scale in thirds</p> <p>(c) Double stop scale in sixths</p> <p>(d) Double stop scale in octaves</p> <p>(a) </p> <p>(b) </p> <p>(c) </p> <p>(d) </p> <p>* Strictly abide by all designated slurs. Fingering is left to the discretion of the examinee.</p> <p style="text-align: right;">(Continued on next page)</p>


Dept	Major (Vocal type, instrument, etc.)		Examination content and recital pieces	
Instrumental Music	String Instruments	Viola (Va)	First	<p>(B) Palaschko: No. 2 Allegro con spirito from 20 Studies, Op. 36</p> <p>(C) J.S. Bach: Allemande from Suite for Unaccompanied Cello No. 3 in C Major, BWV 1009 (edition arranged for viola)</p> <p>* Omit repeats.</p> <p>Notes: You must perform entirely from memory. You may be asked to omit part of the performance due to time constraints. Perform the pieces in the order (A), (B), and (C).</p> <p>* No specific sheet music edition is specified.</p>
				Second


Dept	Major (Vocal type, instrument, etc.)		Examination content and recital pieces
Instrumental Music	String Instruments	Cello (Vc)	<p>(A) Scale J. Loeb: From Gammes et arpèges in G Major, Billaudot edition Refer to the sample scores. * Strictly abide by designated slurs and tempo. Fingering is left to the discretion of the examinee.</p> <p style="text-align: center;">♩ = 100 ca.</p> <p>(a) </p> <p style="text-align: center;">♩ = 100 ca.</p> <p>(b) </p> <p style="text-align: center;">* Tempo left to the discretion of the examinee</p> <p>(c) </p> <p style="text-align: center;">♩ = 60 ca.</p> <p>(d) </p> <p style="text-align: center;">♩ = 60 ca.</p> <p>(e) </p> <p style="text-align: center;">♩ = 60 ca.</p> <p>(f) </p> <p>(B) Duport: No. 12 (E Major), first 120 bars, from Etudes No specific sheet music edition is specified.</p> <p>Notes: You must perform entirely from memory. Omit repeats. You may be asked to omit part of the performance due to time constraints. Perform the pieces in the order (A), then (B).</p> <p style="text-align: right;">(Continued on next page)</p>

Dept	Major (Vocal type, instrument, etc.)		Examination content and recital pieces	
Instrumental Music	String Instruments	Cello (Vc)	Second	<p>(A) J.S. Bach: Courante from unaccompanied cello suite No. 1 in G Major, BWV 1007</p> <p>* Omit repeats. No specific sheet music edition is specified.</p> <p>(B) J. Haydn: Movement 2, Adagio and Movement 3, Allegro molto from Concerto in C Major</p> <p>* Do not include cadenza. Use the Henle edition.</p> <p>Notes: You must perform entirely from memory. Omit repeats. Perform piece (B) with piano accompaniment. (The University will provide accompanists. Applicants may not bring their own accompanists to the examinations. Tuning time with accompaniment will be given immediately before the examination.) You may be asked to omit part of the performance due to time constraints. Perform the pieces in the order (A), then (B).</p>


Dept	Major (Vocal type, instrument, etc.)	Examination content and recital pieces
Instrumental Music	String Instruments Contrabass (Cb)	<p>(A) Scale in B Minor (h-moll)</p> <p>$\text{♩} = 40$ or less</p>  <p>(B) Perform the orchestra studies ①-⑤ below, in order.</p> <p>① Mozart, excerpt from first movement of Eine kleine Nachtmusik K. 525</p> <p><i>Allegro</i></p>  <p>(Continued on next page)</p>
		First


Dept	Major (Vocal type, instrument, etc.)	Examination content and recital pieces
Instrumental Music	String Instruments	<p data-bbox="523 168 550 206">②</p> <p data-bbox="662 168 1380 206">Mozart, excerpt from first movement of Symphony No. 40, K. 550</p>  <p data-bbox="523 772 550 810">③</p> <p data-bbox="662 772 1324 810">Beethoven, excerpt from third movement of Symphony No. 5</p> <p data-bbox="726 817 853 840">Allegro $\text{♩} = 96$</p>  <p data-bbox="523 1086 550 1124">④</p>  <p data-bbox="1165 1657 1476 1691">(Continued on next page)</p>
		Contrabass (Cb)


Dept	Major (Vocal type, instrument, etc.)	Examination content and recital pieces	
Instrumental Music	String Instruments	Contrabass (Cb)	<p>⑤</p>  <p>Notes: You must perform both (A) and (B) from memory. No instruments will be loaned to examinees. You may be asked to omit part of the performance due to time constraints.</p>
			<p>Henry Eccles: First and second movements of Sonata in G Minor for String Bass and Piano. * Use the International edition. * Repeat the first half of the first movement and the first half of the second movement.</p> <p>Notes: You must perform from memory. Perform with piano accompaniment. (The University will provide accompanists. Applicants may not bring their own accompanists to the examinations. Tuning time with accompaniment will be given immediately before the examination.) No instruments will be loaned to examinees. You may be asked to omit part of the performance due to time constraints.</p>
		Harp (Hp)	<p>(A) N.Ch. Bochsa: No. 45 from Vol. 2 of Célèbres Études Pour la Harpe Cinquante Études (B) J.S. Bach: Pièce en Sol (transcribed by H. Renié) (C) M. Tournier: Étude de Concert: Au matin</p> <p>Notes: You must perform entirely from memory. No specific sheet music edition is specified. You may be asked to omit part of the performance due to time constraints. Perform in the order (A), (B), and (C).</p>
			<p>M. Grandjany: Fantaisie pour Harpe sur un thème de J. Haydn (Leduc edition)</p> <p>Notes: You must perform entirely from memory. You may be asked to omit part of the performance due to time constraints.</p>


Dept	Major (Vocal type, instrument, etc.)	Examination content and recital pieces			
Instrumental Music	Wind and Percussion Instruments	Woodwind Instruments	<p>© Notes applying to all woodwind instruments</p> <ul style="list-style-type: none"> * Where no publisher is specified, any edition is acceptable. * You may be asked to cut some parts of pieces due to time constraints. <p>First examination</p> <ul style="list-style-type: none"> • Scale: Key to be specified on the day of the examination. <ul style="list-style-type: none"> * For clarinet, play in each key and also perform the following figure (tonic chord). <p>Example: </p> <ul style="list-style-type: none"> • Pitch recognition test: Perform on your instrument the sound played on a piano. This test is not given for some instruments. • Recital piece: Sheet music may be used. <p>Second examination</p> <ul style="list-style-type: none"> • Recital piece: Perform from memory. Perform recital pieces with piano accompaniment. The University will provide accompanists. • Free-choice piece: See the sections for each major instrument below. Sheet music may be used. 		
			Flute (Fl)	First	<p>(1) A.B. Fürstenau: Op. 125 Bouquet des Tons To be specified on the day of the examination from Nos. 3, 6, and 20</p> <p>(2) C. Debussy: Syrinx</p>
			Flute (Fl)	Second	<p>Recital:</p> <p>(1) C. Reinecke: Second and third movements of the Concerto Perform with the following omissions: Second movement: Perform from the start through the 37th bar, and then from the 44th through the 48th bars. Third movement: Perform from the 11th bar through the first beat of the 40th bar, and then from the 48th bar through the first beat of the 126th bar. Then play the 168th bar, omitting the first note of the 168th bar. If there are two finales, play the longer of the two. * Bring sheet music for accompaniment showing breathing, etc.</p> <p>(2) Perform any one piece from the choices a)-g) below.</p> <ol style="list-style-type: none"> L. Berio: Sequenza I E. Bozza: Image C. Halffter: Debla (Cut to approximately six minutes.) P. Hindemith: Nos. 1, 2, 3, 5, 6, and 8 from 8 Stücke Toshi Ichianagi: IN A LIVING MEMORY S. Karg-Elert: Sonata "Appassionata" I. Yun: Nr. 5 from Etüden für Flöte(n) solo
			Oboe (Ob)	First	<p>(1) F.W. Ferling: 48 Übungen Op. 31 für Oboe Nos. 1, 3, 9, 10, 16, 25, 26, 27, 28, 33, 36, 42, 45, and 48 To be specified on the day of the examination from the 14 works above. (Any edition is acceptable.)</p>
Oboe (Ob)	Second	<p>(1) L.A. Lebrun: First movement from Konzert No. 1 für Oboe und Orchester d-moll (without Kadenz) (Schott edition)</p> <p>(2) G.Ph. Telemann: No. 2 in a-moll from Zwölf Fantazien für Querflöte ohne Baß (Bärenreiter edition)</p>			

Dept	Major (Vocal type, instrument, etc.)		Examination content and recital pieces	
Instrumental Music	Wind and Percussion Instruments	Woodwind Instruments	Clarinet (Cl)	<p>First</p> <p>(1) C. Rose: Nos. 29-32 from 32 Etudes (Alphonse Leduc edition) (2) E. Cavallini: Nos. 13, 14, 16, and 17 from 30 Capricci (Ricordi edition) (3) P. Jeanjean: Nos. 6, 8, 16, and 20 from Etudes Progressives et Mélodiques (Alphonse Leduc edition)</p> <p>Note: Parts to perform for (1), (2), and (3) above will be specified on the day of the examination.</p>
			Bassoon (Fg)	<p>Second</p> <p>(1) C. M. v. Weber: Second movement from Konzert Nr. 1 f-moll für Klarinette und Orchester, Op. 73 (including Baermann's cadenza) (2) Choose and perform either of the pieces a) and b) below: a) G. Donizetti: From start through 67th bar of Studie b) P.M. Dubois: IV from Douze Études</p>
			Bassoon (Fg)	<p>First</p> <p>J. Weissenborn: To be specified on the day of the examination from Nos. 1-21 of Studies for Bassoon, Op. 8, Vol. II (any edition)</p>
			Bassoon (Fg)	<p>Second</p> <p>(1) K. Stamitz: First movement with cadenza from Konzert F-Dur für Fagott und Orchester (Sikorski edition) (2) J. Weissenborn: Perform any one of Nos. 22-43 from Studies for Bassoon, Op. 8, Vol. II (any edition)</p>
			Saxophone (Sx)	<p>First</p> <p>(1) Ferling: To be specified on the day of the examination from Nos. 1, 2, 4, 5, 6, 8, 9, 14, 17, 18, 22, 26, 27, 29, 30, 31, 32, 36, 40, 41, 49, 50, 53, and 58 of 48 etudes (Leduc edition) (2) P. Creston: First movement from Sonata (Shawnee edition)</p>
			Saxophone (Sx)	<p>Second</p> <p>(1) A. Glazounov et A. Petiot: Perform rehearsal no. 1 through no. 16 from Concerto en mi bémol (Leduc edition) (2) Choose and perform one of the pieces a)-f) below: a) P. Bonneau: Caprice en forme de Valse (Leduc edition) b) P. Creston: Third movement from Sonata (Shawnee edition) c) A. Désenclos: Prélude, Cadence from Prélude, Cadence et Finale (Leduc edition) d) J. Ibert: Second movement from Concertino da Camera , from 28 Animato molto to end (Leduc edition) e) R. Boutry: Second and third movements from Divertimento (Leduc edition) f) J. Rueff: First movement from Sonate (Leduc edition)</p> <p>(3) Sight reading</p>

Dept	Major (Vocal type, instrument, etc.)	Examination content and recital pieces	
Instrumental Music	Wind and Percussion Instruments	<p>© Notes applying to all brass instruments</p> <p>* Any edition is acceptable if no publisher is specified. * You may be asked to cut some parts of pieces due to time constraints.</p> <p>First examination</p> <p>(1) Scale (not including trumpet) To be specified on the day of the examination from all keys (major, minor [natural, harmonic, melodic]). Perform using the following rhythm pattern. Perform from memory.</p>  <p>(2) Recital pieces (note): For the horn and euphonium, bring sheet music on the day of the examination. For other instruments, except where performing from memory is specified, use the sheet music provided in the examination room.</p> <p>Second examination</p> <p>(1) Recital pieces (note): Use of sheet music is permitted unless otherwise specified. Perform recital pieces with piano accompaniment. The University will provide accompanists.</p>	
		Horn (Hr)	<p>First</p> <p>(1) C. Kopprasch: Sixty Selected Studies for French Horn, Books 1, 2 (Carl Fischer edition only) A) To be specified on the day of the examination from Nos. 6, 8, 9, and 13 (play by memory) B) To be specified on the day of the examination from Nos. 15, 16, 19, 21, 24, 25, 30, 42, and 45 Note: Perform entirely in F. Omit repeats. Sheet music may be used.</p> <p>(2) Bernhard Eduard Müller: To be specified on the day of the examination from Nos. 3, 5, 9, and 11 from Etüden für Horn (Studies for horn) op. 64, Heft/Volume 1 22 Etüden für Waldhorn (22 studies for French horn) <Friedrich Hofmeister Musikverlag Leipzig edition> Note: Perform entirely in F. Omit repeats. Sheet music may be used.</p> <p>(3) Franz Strauss: To be specified on the day of the examination from Thema Allegretto, Variation I con licenza, Variation II con anima of Thema und Variationen op. 13 (Muzikverlag Zimmerman) (Sheet music may be used.)</p>
			<p>Second</p> <p>(1) W.A. Mozart: First movement (no cadenza) of the Konzert für Horn und Orchester Nr. 4, Es-Dur, K. 495 The passage to be played will be specified on the day of the examination. (No edition specified)</p> <p>(2) Sight reading</p> <p>Prior notice: The following piece will be added for the 2021 academic year: Georges Barbotou: 5 Pieces Poétiques en Fa (Editions Choudens)</p>
		Trumpet (Tp)	<p>First</p> <p>(1) Arban: To be specified on the day of the examination from major scale pp. 65-80 and minor scale p. 81 Nos. 70-81 from Complete Grand Method (Zen-On Music edition) Note: Major scales Nos. 16, 22, 28, 34, 41, 50, 56, 62, 68, and 69 are not included.</p> <p>(2) C. Kopprasch: To be specified on the day of the examination from Nos. 10-44 from 60 Etudes for Trumpet (Zen-On Music edition) (pp. 7-33)</p> <p>(3) Théo Charlier: To be specified on the day of the examination from Nos. 1, 2, 4, and 5 of Trente-six Etudes Transcendantes pour Trompette Cornet à Pistons ou Bugle Si b Nouvelle édition (Leduc edition)</p>
<p>Second</p> <p>(1) Carl Höhne: Slavische Fantasie für Cornet à pistons (ED. Bote & Bock. Berlin edition) (Boosey & Hawkes edition) Note: Use a B\flat trumpet.</p> <p>(2) Sight reading</p>			

Dept	Major (Vocal type, instrument, etc.)	Examination content and recital pieces	
Instrumental Music	Wind and Percussion Instruments	<p>© Common assignment for tenor trombone, bass trombone, and euphonium</p> <p>The following passage from E. Remington: Warm-Up Exercises for Trombone (Accura Music edition):</p>  <p>Perform through position No. 7. (Perform on the euphonium in accordance with the trombone performance.) Note: Perform from memory.</p>	
		Tenor trombone (TTb)	<p>First</p> <p>(1) Common assignment (2) Nos. 1.4, 1.5, 1.6, 1.7, and 1.8 from pp. 3 and 4 of Brad Edwards (author, publisher): Lip Slur Melodies: A melodic approach to building tone and technique with lip slurs (3) Nos. 2, 19, 26, 28, 29, 30, 34, 39, 41, and 42 from Kopprasch: 60 Etudes for Trombone (Zen-On Music edition) Note: For (2) and (3) above, perform a passage to be specified on the day of the examination. Omit repeats.</p>
			<p>Second</p> <p>F. David: Movements 1, 2 from Concertino in E Flat, op. 4 (Zimmermann edition) Note: Perform from memory. Perform a passage to be specified on the day of the examination.</p>
		Bass trombone (BTb)	<p>First</p> <p>(1) Common assignment (2) Nos. 1.4, 1.5, 1.6, 1.7, and 1.8 from pp. 3 and 4 of Brad Edwards (author, publisher): Lip Slur Melodies: A melodic approach to building tone and technique with lip slurs (3) Nos. (14), (17), (24), 26, 28, (31), (36), (37), 42, and 46 from Kopprasch: 60 Etudes for Trombone (Zen-On Music edition) Notes: For (2) and (3) above, perform a passage to be specified on the day of the examination. Perform pieces in parentheses under (3) above one octave lower. Perform other pieces as indicated on the score. Omit repeats.</p>
			<p>Second</p> <p>F. David: Movements 1, 2 from Concerto (Concertino) in B Flat for Bass Trombone (Zimmermann edition) Note: Perform from memory. Perform a passage to be specified on the day of the examination.</p>
		Euphonium (Euph)	<p>First</p> <p>(1) Common assignment (2) Kopprasch: 60 Etudes for Trombone (Zen-On Music edition) To be specified on the day of the examination from Nos. 10-39 (not including No. 34)</p>
			<p>Second</p> <p>P. V. De la Nux: Either of the following editions: Solo de Concours pour Trombone et piano (Leduc edition) or Concert Piece for Trombone or Baritone and Piano (Southern Music Company edition) Note: Perform from memory.</p>
		Tuba (Tu)	<p>First</p> <p>(1) Kopprasch: Sixty Selected Studies for Tuba (Hoffmeister edition) To be specified on the day of the examination from Nos. 1-33. (2) M. Bordogni: To be specified on the day of the examination from 43 Bel Canto Studies for Tuba (or Bass Trombone) (Robert King Music edition), Nos. 7, 13, 15, 20, and 25</p>
			<p>Second</p> <p>A. Lebedjew: Konzert für Tuba und Klavier (Konzert Nr. 1) (Hoffmeister edition) Note: Perform from memory. * For both the first and second examinations, use a C or B♭ tuba.</p>

Dept	Major (Vocal type, instrument, etc.)	Examination content and recital pieces
Instrumental Music	Wind and Percussion Instruments	<p>© Notes applying to all percussion instruments</p> <p>First examination</p> <ol style="list-style-type: none"> 1. Test of sense of rhythm 2. Sing the lyrics to the Japanese song <i>Hamabenouta</i> (composer: Tamezo Narita) while maintaining the rhythm on your percussion instrument of choice. 3. Music dictation: Name the notes played on a piano. <p>Second examination</p> <ol style="list-style-type: none"> 1. Attempt musical expression on your percussion instrument of choice. (No longer than two minutes, including setting up the instrument) 2. Sight reading
		<p>Snare drum</p> <ol style="list-style-type: none"> (1) Basic methods of playing the snare drum Single stroke, double stroke, five stroke, nine stroke, drum roll ($\leftarrow \rightarrow$, $\leftarrow \leftarrow$, $\rightarrow \rightarrow$, 10-second ff roll) (2) C. Wilcoxon: <i>The All-American Drummer: 150 Rudimental Solos</i> (Ludwig Music edition) To be specified on the day of the examination from Nos. 1-10, Nos. 31-40 <p>Marimba</p> <ol style="list-style-type: none"> (1) Scale: In a key to be specified on the day of the examination from the following figure: M. M. ♩ = 100 to 120  <ol style="list-style-type: none"> (2) Recital piece: J. S. Bach: Partita III to Preludio, Loure from <i>Sonaten und Partiten BWV 1001-1006 für Violine solo</i> (Edition Peters) (A part of the piece may be specified.) (3) Basic methods of performing on the snare drum: Single stroke, double stroke, drum roll <u>Note: Each examinee must bring his or her own snare drum.</u> <p>Timpani</p> <ol style="list-style-type: none"> (1) Tuning (Tune to a pitch to be specified on the day of the examination.) (2) Drum roll: ff, pp, $\leftarrow \rightarrow$, etc. (3) S. Goodman: To be specified on the day of the examination from pp. 24-35 of <i>Modern Method for Timpani</i> (Belwin-Mills edition) (4) Basic methods of performing on the snare drum: Single stroke, double stroke, drum roll <u>Note: Each examinee must bring his or her own snare drum.</u> <p style="text-align: right;">(Continued on next page)</p>

Dept	Major (Vocal type, instrument, etc.)	Examination content and recital pieces
Instrumental Music	Wind and Percussion Instruments Percussion Instruments (Pc)	<p style="text-align: center;">Second</p> <p>Snare drum</p> <p>(1) A. J. Cirone: To be specified on the day of the examination from Nos. 5, 11, 20, 28, 35, and 41 of <i>Portraits in Rhythm</i> (Belwin-Mills edition).</p> <p>(2) Perform a two-octave scale on a keyboard percussion instrument (in a key to be specified on the day of the examination; perform with expression [e.g., dolce, staccato]).</p> <p>Example:</p>  <p>(3) Akira Miyoshi: Nos. 1, 3, and 4 from <i>Kaiwa</i> (Conversation) (Ongaku No Tomo Sha Corp.: Modern Japanese Marimba Pieces II)</p> <p>Marimba</p> <p>(1) Free-choice piece</p> <p>(2) Performance on snare drum: To be specified on the day of the examination from pp. 4-11 of <i>Collection Drum Solos</i> (Ludwig Music edition).</p> <p><u>Note: Each examinee must bring his or her own snare drum.</u></p> <p>Timpani</p> <p>(1) L. v. Beethoven: Concerto for Violin and Orchestra, D-Dur: first six bars A. Khachaturian: Sabre Dance from Gayne Ballet suite 1: first 27 bars Note: Play each of the above on the timpani while singing the orchestra parts.</p> <p>(2) Performance on snare drum: To be specified on the day of the examination from pp. 4-11 of <i>Collection Drum Solos</i> (Ludwig Music edition).</p> <p><u>Note: Each examinee must bring his or her own snare drum.</u></p> <p>(3) Perform a two-octave scale on a keyboard percussion instrument (in a key to be specified on the day of the examination; perform with expression [e.g., dolce, staccato]). (See the sample score under (2) for the snare drum examination above.)</p> <p>(4) Akira Miyoshi: Nos. 1, 3, and 4 from <i>Kaiwa</i> (Conversation) (Ongaku No Tomo Sha Corp.: Modern Japanese Marimba Pieces II)</p>


Dept	Major (Vocal type, instrument, etc.)	Examination content and recital pieces	
Instrumental Music	Early Music	<p>Ⓞ Notes applying to all early music</p> <p>① Only the following cembalo may be used in solo and accompanied performances: two-keyboard French type (a' = 415, 8'8"4', FF-f")</p> <p>② Applicants for baroque violin and recorder must be accompanied by an accompanist on the cembalo.</p> <p>③ All examinees must write the titles of the pieces they will perform on the form for submission of recital pieces for examination and submit to the Educational Affairs Section when applying.</p> <p>④ Make four copies of the A4-sized bound sheet music for all pieces to be performed and submit to the Admission Section when applying. Send the sheet music in a suitable envelope, with "Early music examination sheet music enclosed" written on the front. Send by registered express mail as the application.</p>	
		Cembalo (Cemb)	<p>I. Perform the following recital pieces. (You may be asked to omit part of the performance on the day of the examination. Omit all marked repeats.)</p> <p>① G. Böhm: Suite, F-Dur (all movements)</p> <p>② J. S. Bach: Praeludium und Fuga Nr. 10, e-Moll (BWV 855) from Volume I of Das wohltemperierte Klavier</p> <p>③ J. S. Bach: Sinfonia Nr. 7, e-Moll (BWV 793)</p> <p>④ J. S. Bach: Praeludium und Fuga Nr. 17, As-Dur (BWV 886) from Volume II of Das wohltemperierte Klavier</p> <p>⑤ Any two of the following three sonatas by D. Scarlatti: K. 367 (F-Dur), K. 394 (e-Moll), and K. 395 (E-Dur)</p> <p>II. On the cembalo, perform a basso continuo piece assigned on the day of the examination. (Preview time: five minutes)</p>
		Baroque violin (BVn)	<p>I. Perform the following recital pieces. (You may be asked to omit part of the performance on the day of the examination.)</p> <p>① Perform a scale in any key selected from F. Geminiani: The Art of Playing on the Violin (1751) Esemplio XIV</p> <p>② Perform one piece from choices a) and b) below:</p> <p>a) One seventeenth-century Italian sonata (for example, D. Castello, B. Marini, G.P. Cima, etc.)</p> <p>b) One piece from the Composition of F. Geminiani: The Art of Playing on the Violin (1751)</p> <p>③ F. Couperin: Two movements from any concerto</p> <p>④ Any one piece from the sonatas of G.F. Handel, A. Corelli, and J-M. Leclair</p> <p>II. On the cembalo, perform a basso continuo piece assigned on the day of the examination. (Preview time: five minutes)</p>
		Recorder (Rec)	<p>I. Perform the following recital pieces. (You may be asked to omit part of the performance on the day of the examination.)</p> <p>① G. Ph. Telemann: Any one piece from 12 Fantasien TWV 40: 2-13 (Perform transposed for the recorder. Any recorder and pitch may be used.)</p> <p>② Jacques-Martin Hotteterre: Any three movements from Suite 3 (Oeuvre II 1715) (Use a baroque treble. Perform transposed into the key of B♭ major. Pitch: a' = 415)</p> <p>③ G.F. Handel: Any one of Sonata HWV 360, 362, 365, 367a, 369, and 377 (Use a baroque treble. Pitch: a' = 415)</p> <p>II. On the cembalo, perform a basso continuo piece assigned on the day of the examination. (Preview time: five minutes)</p>

Dept	Major (Vocal type, instrument, etc.)	Examination content and recital pieces	
Conducting		First	<p>(1) Music dictation</p> <p>(a) Monophony and polyphony (on the piano)</p> <p>(b) To test your listening judgment and sense of harmony, you will be given sheet music and asked to identify differences between the written music and the piece performed by the examination staff.</p> <p>(2) Sight singing</p> <p>(3) Recital piece for examination</p> <p>Ludwig van Beethoven: Conduct a part assigned on the day of the examination from among all of the movements of Symphonie Nr. 5, Op. 67 (on the piano).</p>
			Second

Dept	Major (Vocal type, instrument, etc.)	Examination content and recital pieces																												
Traditional Japanese Music		<p>◎ Notes applying to all traditional Japanese music Applicants must perform the following recital pieces and free-choice pieces from memory for the sections for which the application is being made. However, applicants for Nagauta, Tokiwazu, and Kiyomoto may refer to musical score solely for lyrics. Applicants to each major will be interviewed in the second examination.</p>																												
		<p>◎ Notes applying to all of the following: Nagauta shamisen, Tokiwazu shamisen, Kiyomoto shamisen, Nagauta, Tokiwazu, Kiyomoto, Hogakuhayashi</p> <ol style="list-style-type: none"> Examinees will play only the shamisen for the shamisen examinations. Staff will be responsible for vocals and joruri dramatic recitation. The reverse applies to examinations for vocals and joruri. In the Hogakuhayashi examinations, staff will be responsible for the “ji” part. Notwithstanding notes 1 and 2 above, if the Faculty of Music determines that the examinee should bring an accompanist for the free-choice piece selected by the applicant, it will notify the examinee at his or her contact point for the examination by mid-February 2020. In such case, the examinee must bring an accompanist on the day of the examination. In general, examinees must bring instruments for the Hogakuhayashi examinations. However, for Nagauta shamisen, use the instrument provided by the University. The examinee must bring an instrument for Tokiwazu shamisen and Kiyomoto shamisen. Applicants for Hogakuhayashi being examined on the fue must bring a noka and a set of 4-hon to 8-hon choshi bamboo fue. The choshi for the bamboo fue will be specified on the day of the examination. Applicants must bring a folding fan for the examination on vocals or joruri. You may be asked simple questions concerning traditional Japanese music in general and on shamisen music. You may also be asked to tune the shamisen. Applicants may use sheet music in test C under the second examination for Hogakuhayashi. 																												
	Shamisen Music, Hogakuhayashi Nagauta shamisen Tokiwazu shamisen Kiyomoto shamisen Nagauta Tokiwazu Kiyomoto Hogakuhayashi	<p>Recital pieces Perform the piece and part specified by the examination staff on the day of the examination from among the following:</p> <table border="1" data-bbox="579 1133 1449 1532"> <thead> <tr> <th>Section applied for</th> <th>Recital piece</th> </tr> </thead> <tbody> <tr> <td rowspan="2">Nagauta shamisen Nagauta</td> <td><i>Tsurukame</i> (composer: Kineya Rokuzaemon X)</td> </tr> <tr> <td><i>Echigojishi</i> (composer: Kineya Rokuzaemon IX)</td> </tr> <tr> <td rowspan="2">Tokiwazu shamisen Tokiwazu</td> <td><i>Chiyonotomozuru</i> (composer: Kishizawa Shikisa V)</td> </tr> <tr> <td><i>Kuruwahakkei</i> (composer: Kishizawa Shikisa V)</td> </tr> <tr> <td rowspan="2">Kiyomoto shamisen Kiyomoto</td> <td><i>Unohana</i> (composer: Isojo)</td> </tr> <tr> <td><i>Komori</i> (composer: Kiyomoto Saibe I)</td> </tr> <tr> <td rowspan="3">Hogakuhayashi (kotsuzumi) (otsuzumi) (taiko) (fue)</td> <td><i>Oimatsu</i> (composer: Kineya Rokusaburo IV)</td> </tr> <tr> <td><i>Shikinoyamanba</i> (composer: Kineya Rokuzaemon XI)</td> </tr> <tr> <td><i>Gekizaru</i> (composer: Kineya Rokuzaemon X)</td> </tr> </tbody> </table> <p>First</p> <p>A. One free-choice piece Choose a piece composed no later than 1912 (Meiji 45), other than the recital pieces for the first examination. For a lengthy work split into first, second, and third parts, each part will count as one piece.</p> <p>B. Applicants to majors other than Hogakuhayashi should choose one piece from the recital pieces corresponding to the specific section to which the application is being submitted.</p> <table border="1" data-bbox="619 1756 1377 1984"> <thead> <tr> <th>Section applied for</th> <th>Choose from</th> </tr> </thead> <tbody> <tr> <td>Nagauta shamisen</td> <td>Nagauta</td> </tr> <tr> <td>Tokiwazu shamisen</td> <td>Tokiwazu</td> </tr> <tr> <td>Kiyomoto shamisen</td> <td>Kiyomoto</td> </tr> <tr> <td>Nagauta</td> <td>Nagauta shamisen</td> </tr> <tr> <td>Tokiwazu</td> <td>Tokiwazu shamisen</td> </tr> <tr> <td>Kiyomoto</td> <td>Kiyomoto shamisen</td> </tr> </tbody> </table> <p>Second</p> <p>C. Applicants to Hogakuhayashi should choose the area of either Nagauta shamisen or Nagauta and pick one of the two pieces below: <i>Tokimune</i> (composer: Kineya Rokuzaemon X) <i>Kokaji</i> (composer: Kineya Katsugorou II)</p>	Section applied for	Recital piece	Nagauta shamisen Nagauta	<i>Tsurukame</i> (composer: Kineya Rokuzaemon X)	<i>Echigojishi</i> (composer: Kineya Rokuzaemon IX)	Tokiwazu shamisen Tokiwazu	<i>Chiyonotomozuru</i> (composer: Kishizawa Shikisa V)	<i>Kuruwahakkei</i> (composer: Kishizawa Shikisa V)	Kiyomoto shamisen Kiyomoto	<i>Unohana</i> (composer: Isojo)	<i>Komori</i> (composer: Kiyomoto Saibe I)	Hogakuhayashi (kotsuzumi) (otsuzumi) (taiko) (fue)	<i>Oimatsu</i> (composer: Kineya Rokusaburo IV)	<i>Shikinoyamanba</i> (composer: Kineya Rokuzaemon XI)	<i>Gekizaru</i> (composer: Kineya Rokuzaemon X)	Section applied for	Choose from	Nagauta shamisen	Nagauta	Tokiwazu shamisen	Tokiwazu	Kiyomoto shamisen	Kiyomoto	Nagauta	Nagauta shamisen	Tokiwazu	Tokiwazu shamisen	Kiyomoto
Section applied for	Recital piece																													
Nagauta shamisen Nagauta	<i>Tsurukame</i> (composer: Kineya Rokuzaemon X)																													
	<i>Echigojishi</i> (composer: Kineya Rokuzaemon IX)																													
Tokiwazu shamisen Tokiwazu	<i>Chiyonotomozuru</i> (composer: Kishizawa Shikisa V)																													
	<i>Kuruwahakkei</i> (composer: Kishizawa Shikisa V)																													
Kiyomoto shamisen Kiyomoto	<i>Unohana</i> (composer: Isojo)																													
	<i>Komori</i> (composer: Kiyomoto Saibe I)																													
Hogakuhayashi (kotsuzumi) (otsuzumi) (taiko) (fue)	<i>Oimatsu</i> (composer: Kineya Rokusaburo IV)																													
	<i>Shikinoyamanba</i> (composer: Kineya Rokuzaemon XI)																													
	<i>Gekizaru</i> (composer: Kineya Rokuzaemon X)																													
Section applied for	Choose from																													
Nagauta shamisen	Nagauta																													
Tokiwazu shamisen	Tokiwazu																													
Kiyomoto shamisen	Kiyomoto																													
Nagauta	Nagauta shamisen																													
Tokiwazu	Tokiwazu shamisen																													
Kiyomoto	Kiyomoto shamisen																													

Dept	Major (Vocal type, instrument, etc.)	Examination content and recital pieces				
Traditional Japanese Music	Hogakuhayashi Contemporary Hogakuhayashi	<p>◎ Notes on Contemporary Hogakuhayashi</p> <ol style="list-style-type: none"> 1. Use of sheet music is permitted in the first and second examinations. 2. In the first and second examinations, use the percussion instruments provided by the University, with the exception of kotsuzumi, which the applicant must provide himself/herself. 3. The part and scope of the examinations for the first and second examinations will be specified on the day of the examinations. 4. Examinees must bring their own fue (bamboo fue, nokan) and bachi (drumsticks) on the examinations for the first and second examinations. 5. Perform solo in both the first and second examinations. 6. Contact the Admission Section of the Faculty of Music if you find it difficult to obtain sheet music for the recital pieces. <table border="1" data-bbox="507 481 1481 824"> <tr> <td data-bbox="507 481 566 526">First</td> <td data-bbox="566 481 1481 526">Recital piece for fue and percussion: <i>Satto</i>, composer: Katsutoshi Nagasawa</td> </tr> <tr> <td data-bbox="507 526 566 824">Second</td> <td data-bbox="566 526 1481 824"> <ol style="list-style-type: none"> (1) Recital pieces Fue: <i>Danses Concertantes No. 1: Four Seasons</i>, composer: Minoru Miki <i>Eikyoku Bintatara</i>, composer: Akira Ifukube Percussion: <i>Kodomo no tame no kumikyoku</i> (Suite for Children), composer: Katsutoshi Nagasawa <i>Hogakki no tame no improvisation</i>, composer: Hirohisa Akigishi Divertimento, composer: Toshinao Sato (2) Sight reading of five-line staff score Fue: Play on a bamboo fue. Percussion: Play on an odaiko. (3) Oral questioning </td> </tr> </table>	First	Recital piece for fue and percussion: <i>Satto</i> , composer: Katsutoshi Nagasawa	Second	<ol style="list-style-type: none"> (1) Recital pieces Fue: <i>Danses Concertantes No. 1: Four Seasons</i>, composer: Minoru Miki <i>Eikyoku Bintatara</i>, composer: Akira Ifukube Percussion: <i>Kodomo no tame no kumikyoku</i> (Suite for Children), composer: Katsutoshi Nagasawa <i>Hogakki no tame no improvisation</i>, composer: Hirohisa Akigishi Divertimento, composer: Toshinao Sato (2) Sight reading of five-line staff score Fue: Play on a bamboo fue. Percussion: Play on an odaiko. (3) Oral questioning
	First	Recital piece for fue and percussion: <i>Satto</i> , composer: Katsutoshi Nagasawa				
	Second	<ol style="list-style-type: none"> (1) Recital pieces Fue: <i>Danses Concertantes No. 1: Four Seasons</i>, composer: Minoru Miki <i>Eikyoku Bintatara</i>, composer: Akira Ifukube Percussion: <i>Kodomo no tame no kumikyoku</i> (Suite for Children), composer: Katsutoshi Nagasawa <i>Hogakki no tame no improvisation</i>, composer: Hirohisa Akigishi Divertimento, composer: Toshinao Sato (2) Sight reading of five-line staff score Fue: Play on a bamboo fue. Percussion: Play on an odaiko. (3) Oral questioning 				
Traditional Japanese Dance	<p>◎ Notes on Traditional Japanese Dance</p> <p>For both the first and second examinations, a folding fan and a hand towel will be used in place of props. No particular type of kimono, folding fan, or hand towel is specified.</p> <table border="1" data-bbox="507 940 1481 1348"> <tr> <td data-bbox="507 940 566 1131">First</td> <td data-bbox="566 940 1481 1131"> Recital pieces (two pieces): Male role: <i>Nagauta Echigojishi</i> Recording used: Complete works of Yoshimura Goroji Female role: <i>Nagauta Tenaraiko</i> Recording used: <i>Nagauta no bigaku</i> Dance the parts of both pieces specified by the examination staff. The recording will be supplied by the University. </td> </tr> <tr> <td data-bbox="507 1131 566 1348">Second</td> <td data-bbox="566 1131 1481 1348"> <ol style="list-style-type: none"> A. One free-choice piece Choose a piece composed in 1945 or before, other than the recital pieces. Bring a recording on the day of the examination. Submit to the examination staff and dance the parts they assign. B. Oral questioning Basic questions on dance C. View three times and memorize the choreography provided by the examination staff, and then dance the choreography for the exam. </td> </tr> </table>	First	Recital pieces (two pieces): Male role: <i>Nagauta Echigojishi</i> Recording used: Complete works of Yoshimura Goroji Female role: <i>Nagauta Tenaraiko</i> Recording used: <i>Nagauta no bigaku</i> Dance the parts of both pieces specified by the examination staff. The recording will be supplied by the University.	Second	<ol style="list-style-type: none"> A. One free-choice piece Choose a piece composed in 1945 or before, other than the recital pieces. Bring a recording on the day of the examination. Submit to the examination staff and dance the parts they assign. B. Oral questioning Basic questions on dance C. View three times and memorize the choreography provided by the examination staff, and then dance the choreography for the exam. 	
First	Recital pieces (two pieces): Male role: <i>Nagauta Echigojishi</i> Recording used: Complete works of Yoshimura Goroji Female role: <i>Nagauta Tenaraiko</i> Recording used: <i>Nagauta no bigaku</i> Dance the parts of both pieces specified by the examination staff. The recording will be supplied by the University.					
Second	<ol style="list-style-type: none"> A. One free-choice piece Choose a piece composed in 1945 or before, other than the recital pieces. Bring a recording on the day of the examination. Submit to the examination staff and dance the parts they assign. B. Oral questioning Basic questions on dance C. View three times and memorize the choreography provided by the examination staff, and then dance the choreography for the exam. 					
Sokyoku (Koto Music)	<p>◎ Notes applying to all sokyoku</p> <ol style="list-style-type: none"> 1. Perform from memory in both the first and second examinations. 2. For the examinations, play the koto upright (seated in a chair). The sangan may be played either upright or sitting (in seiza). 3. You will be instructed during the examination on what parts to play. 4. For the second examination (koto), enter the title of your piece and the name of the composer on the form for submission of recital pieces for examination. If a piece has subdivisions such as honte and kaete, high and low notes, or no. 1 and no. 2, enter on the form for submission of recital pieces for examination which part you will play in the examination. 5. You may be asked a few simple questions about traditional Japanese music in general and about sokyoku. <p>◎ Notes on the Yamada School examinations</p> <ol style="list-style-type: none"> 1. Although examinees in principle should bring their own koto or sangan for use in the examinations, they can also use a koto (18 monme, with Teton strings) and sangan (with silk strings) provided by the University. Indicate in the designated space on the form for submission of recital pieces for examination whether you intend to bring your own instrument or to borrow one provided by the University. <p>◎ Notes on the Ikuta School examinations</p> <ol style="list-style-type: none"> 1. Use the koto (with Teton strings) provided by the University. 2. Although examinees in principle should bring their own sangan for use in the examinations, they can use a sangan (with silk strings) provided by the University. (Indicate in the designated space on the form for submission of recital pieces for examination whether you intend to bring your own instrument or to borrow one provided by the University.) 3. Tune strings based on the fundamental note given by the examination staff. Do not bring tuners or similar devices. <p>◎ Notes on the Contemporary Sokyoku examinations</p> <ol style="list-style-type: none"> 1. For both the first and second examinations, perform the assigned recital pieces and free-choice piece from memory. 2. Play the koto upright (seated in a chair). 3. Perform each piece from the start until instructed to stop by the examination staff. You may be instructed to play some other portions specified by the staff. 4. Use the koto (with Teton strings) provided by the University. 5. You may use either a Yamada School or an Ikuta School koto in the examinations. 					

(Continued on next page)

Dept	Major (Vocal type, instrument, etc.)	Examination content and recital pieces		
Traditional Japanese Music	Sokyoku (Koto Music)	Yamada School	First	<p>Koto: One recital piece Choose one piece from the following:</p> <div style="border: 1px solid black; padding: 5px; margin: 5px 0;"> <i>Enoshimanokyoku</i>, composer: Yamada Kengyo <i>Miyakonoharu</i>, composer: Yamase Shoin III <i>Shikinoasobi</i>, composer: Yamato Shorei </div>
			Second	<p>Koto: One free-choice piece A classical, modern, or contemporary piece other than the piece from the first examination (You may choose from the two pieces specified for the first examination other than the piece that you played for the first examination.) * If you are applying to the Practical Music Course at the same time, choose a piece other than the recital pieces for the Practical Music Course.</p> <p>Sangen: One recital piece Choose one piece from the following:</p> <div style="border: 1px solid black; padding: 5px; margin: 5px 0;"> <i>Akinonanakusa</i>, composer: Ministry of Education's Ongaku Torishirabegakari (Music Investigation Committee) <i>Usugasumi</i>, composer: Ministry of Education's Ongaku Torishirabegakari (Music Investigation Committee) </div>
	Ikuta School	First	<p>Koto: One recital piece Choose two pieces from the following. On the day of the examination, you will be assigned one of those pieces at random.</p> <p><i>Keshinohana</i> (composer: Kikuoka Kengyo; arranged for the koto by: Matsuzaki Kengyo) String I: Ichikotsu (D) <i>Harunokyoku</i> (honte) (composer: Yoshizawa Kengyo) String I: Ichikotsu (D) <i>Echigojishi</i> (composer: Minezaki Koto; arranged for the koto by: Yaezaki Kengyo) String I: Sojo (G) <i>Kaedenohana</i> (honte) (composer: Matsuzaka Harue) String I: Shinsen (C)</p>	
		Second	<p>Koto: One free-choice piece A piece composed or arranged in 1909 (Meiji 42) or later. However, for the examination, play a single piece, not a movement.</p> <p>Sangen: One recital piece Choose one piece from the following:</p> <p><i>Chiyonokotobuki</i> (composer: Miyagi Michio) String I: Ichikotsu (D) <i>Yugao</i> (composer: Kikuoka Kengyo) String I: Ichikotsu (D) <i>Hachidan</i> (composer: Yatsuhashi Kengyo) String I: Ichikotsu (D)</p>	
	Contemporary Sokyoku	First	<p>Koto: Two recital pieces Choose two of the following four pieces, indicate your choices on the form for submission of recital pieces for examination, and submit it.</p> <p><i>Seoto</i> (composer: Miyagi Michio) <i>Sanka</i> (composer: Sawai Tadao) <i>Shinsencho bukyoku</i> (composer: Yuize Shinichi) <i>Tegotoshitei</i> (composer: Higo Ichiro)</p>	
		Second	<p>(1) Koto: One free-choice piece</p> <ul style="list-style-type: none"> • Choose a solo koto piece composed in 1950 or later. • Each applicant must submit one copy of the sheet music for the piece he or she will perform. • The sheet music may be in any format (e.g., five-line staff score, vertical score, horizontal score). • Mail the sheet music by registered express mail using a suitable envelope at the same time as your application but separately from other required documents. Send to the same address as for the other required documents. • Sheet music submitted will not be returned. <p>(2) Sight reading The University will provide a koto with the following tuning:</p>  <p>(3) Oral questioning</p>	

Dept	Major (Vocal type, instrument, etc.)	Examination content and recital pieces				
Traditional Japanese Music	Shakuhachi	<p>◎ Notes on Shakuhachi</p> <p>1. Examinees taking the examination on the shakuhachi must indicate their choice of Kinko School or Tozan School when applying for admission.</p> <p>2. Perform all pieces from memory.</p> <table border="1" data-bbox="509 302 1481 1279"> <tr> <td data-bbox="509 302 568 510">First</td> <td data-bbox="572 302 1481 510"> One elective piece Choose and perform one of the following pieces: Kinko School: <i>Sanyasugagaki, Kumojishi</i> Tozan School: <i>Kogarashi, Asakaze</i> (composer: Nakao Tozan, founder of the school) Use a five-holed 1-shaku 8-sun shakuhachi (made of bamboo). </td> </tr> <tr> <td data-bbox="509 510 568 1279">Second</td> <td data-bbox="572 510 1481 1279"> One recital piece originally written for shakuhachi Kinko School: <i>Hifumihachigaeshinoshirabe</i> Tozan School: <i>Minenotsuki</i> (composer: Nakao Tozan, founder of the school) Two elective pieces ① Classical piece originally written for another instrument Choose and perform one of the following pieces: <i>Miyakonoharu, Omihakkei, Kajimakura, Chaondo</i> ② Contemporary piece originally written for another instrument Choose and perform one of the following pieces: <i>Sekihokinofu</i> (composer: Nakanoshima Kinichi) <i>Harunootozure</i> (composer: Miyagi Michio) <i>Harunoumi</i> (composer: Miyagi Michio) * Use a five-holed 1-shaku 6-sun shakuhachi (made of bamboo) to perform ②, contemporary piece originally written for another instrument. * When performing <i>Sekihokinofu</i> in the Kinko School, use the shakuhachi sheet music in Hogakusha's koto sheet music "Sekihokinofu" (written by Kinichi Nakanoshima). A. Use a five-holed 1-shaku 8-sun shakuhachi (made of bamboo) (except for elective piece ②). B. You will be assigned the specific portions to perform during the examination. C. You may choose to perform seated in a chair or standing. D. You may be asked a few simple questions about traditional Japanese music in general and about the shakuhachi. </td> </tr> </table>	First	One elective piece Choose and perform one of the following pieces: Kinko School: <i>Sanyasugagaki, Kumojishi</i> Tozan School: <i>Kogarashi, Asakaze</i> (composer: Nakao Tozan, founder of the school) Use a five-holed 1-shaku 8-sun shakuhachi (made of bamboo).	Second	One recital piece originally written for shakuhachi Kinko School: <i>Hifumihachigaeshinoshirabe</i> Tozan School: <i>Minenotsuki</i> (composer: Nakao Tozan, founder of the school) Two elective pieces ① Classical piece originally written for another instrument Choose and perform one of the following pieces: <i>Miyakonoharu, Omihakkei, Kajimakura, Chaondo</i> ② Contemporary piece originally written for another instrument Choose and perform one of the following pieces: <i>Sekihokinofu</i> (composer: Nakanoshima Kinichi) <i>Harunootozure</i> (composer: Miyagi Michio) <i>Harunoumi</i> (composer: Miyagi Michio) * Use a five-holed 1-shaku 6-sun shakuhachi (made of bamboo) to perform ②, contemporary piece originally written for another instrument. * When performing <i>Sekihokinofu</i> in the Kinko School, use the shakuhachi sheet music in Hogakusha's koto sheet music "Sekihokinofu" (written by Kinichi Nakanoshima). A. Use a five-holed 1-shaku 8-sun shakuhachi (made of bamboo) (except for elective piece ②). B. You will be assigned the specific portions to perform during the examination. C. You may choose to perform seated in a chair or standing. D. You may be asked a few simple questions about traditional Japanese music in general and about the shakuhachi.
	First	One elective piece Choose and perform one of the following pieces: Kinko School: <i>Sanyasugagaki, Kumojishi</i> Tozan School: <i>Kogarashi, Asakaze</i> (composer: Nakao Tozan, founder of the school) Use a five-holed 1-shaku 8-sun shakuhachi (made of bamboo).				
Second	One recital piece originally written for shakuhachi Kinko School: <i>Hifumihachigaeshinoshirabe</i> Tozan School: <i>Minenotsuki</i> (composer: Nakao Tozan, founder of the school) Two elective pieces ① Classical piece originally written for another instrument Choose and perform one of the following pieces: <i>Miyakonoharu, Omihakkei, Kajimakura, Chaondo</i> ② Contemporary piece originally written for another instrument Choose and perform one of the following pieces: <i>Sekihokinofu</i> (composer: Nakanoshima Kinichi) <i>Harunootozure</i> (composer: Miyagi Michio) <i>Harunoumi</i> (composer: Miyagi Michio) * Use a five-holed 1-shaku 6-sun shakuhachi (made of bamboo) to perform ②, contemporary piece originally written for another instrument. * When performing <i>Sekihokinofu</i> in the Kinko School, use the shakuhachi sheet music in Hogakusha's koto sheet music "Sekihokinofu" (written by Kinichi Nakanoshima). A. Use a five-holed 1-shaku 8-sun shakuhachi (made of bamboo) (except for elective piece ②). B. You will be assigned the specific portions to perform during the examination. C. You may choose to perform seated in a chair or standing. D. You may be asked a few simple questions about traditional Japanese music in general and about the shakuhachi.					
	Nohgaku (not including hayashi)	<p>◎ Notes on Nohgaku</p> <p>1. Take both of the first and second examinations for one of the Kanze, Hosho, Shimogakari Hosho, or Izumi schools.</p> <p>2. You may be asked simple questions about nohgaku.</p> <p>3. Examinees must wear a crested black kimono, hakama, and white tabi.</p> <table border="1" data-bbox="509 1458 1481 2085"> <tr> <td data-bbox="509 1458 568 1917">First</td> <td data-bbox="572 1458 1481 1917"> (a) Shite (Kanze School and Hosho School) (A) Noh vocal: <i>Momijigari</i> from <i>sashi</i> to <i>nakairi</i> and <i>Ukai</i> from <i>machiutai</i> to the end (B) Shimai: <i>Tamura, kiri</i> (b) Waki (Shimogakari Hosho School) (A) Noh vocal: <i>Momijigari</i> from <i>sashi</i> to <i>nakairi</i> and <i>Ukai</i> from <i>machiutai</i> to the end (B) Shimai: <i>Shun'ei</i> (c) Kyogen (Izumi School) (A) Noh vocal: <i>Kazaguruma</i> and <i>Yanaginoshita</i> (B) Komai: <i>Hananosode</i> The portion of the noh vocal to be sung will be specified on the day of the examination. </td> </tr> <tr> <td data-bbox="509 1917 568 2085">Second</td> <td data-bbox="572 1917 1481 2085"> One free-choice piece of noh vocal and one free-choice piece of either shimai or komai (not including the recital pieces for the first examination or the Practical Music Course) Choose pieces with <i>tsuyogin</i> and <i>yowagin</i> passages. You will be instructed on noh vocal parts to be sung during the examination. </td> </tr> </table>	First	(a) Shite (Kanze School and Hosho School) (A) Noh vocal: <i>Momijigari</i> from <i>sashi</i> to <i>nakairi</i> and <i>Ukai</i> from <i>machiutai</i> to the end (B) Shimai: <i>Tamura, kiri</i> (b) Waki (Shimogakari Hosho School) (A) Noh vocal: <i>Momijigari</i> from <i>sashi</i> to <i>nakairi</i> and <i>Ukai</i> from <i>machiutai</i> to the end (B) Shimai: <i>Shun'ei</i> (c) Kyogen (Izumi School) (A) Noh vocal: <i>Kazaguruma</i> and <i>Yanaginoshita</i> (B) Komai: <i>Hananosode</i> The portion of the noh vocal to be sung will be specified on the day of the examination.	Second	One free-choice piece of noh vocal and one free-choice piece of either shimai or komai (not including the recital pieces for the first examination or the Practical Music Course) Choose pieces with <i>tsuyogin</i> and <i>yowagin</i> passages. You will be instructed on noh vocal parts to be sung during the examination.
First	(a) Shite (Kanze School and Hosho School) (A) Noh vocal: <i>Momijigari</i> from <i>sashi</i> to <i>nakairi</i> and <i>Ukai</i> from <i>machiutai</i> to the end (B) Shimai: <i>Tamura, kiri</i> (b) Waki (Shimogakari Hosho School) (A) Noh vocal: <i>Momijigari</i> from <i>sashi</i> to <i>nakairi</i> and <i>Ukai</i> from <i>machiutai</i> to the end (B) Shimai: <i>Shun'ei</i> (c) Kyogen (Izumi School) (A) Noh vocal: <i>Kazaguruma</i> and <i>Yanaginoshita</i> (B) Komai: <i>Hananosode</i> The portion of the noh vocal to be sung will be specified on the day of the examination.					
Second	One free-choice piece of noh vocal and one free-choice piece of either shimai or komai (not including the recital pieces for the first examination or the Practical Music Course) Choose pieces with <i>tsuyogin</i> and <i>yowagin</i> passages. You will be instructed on noh vocal parts to be sung during the examination.					

Dept	Major (Vocal type, instrument, etc.)	Examination content and recital pieces	
Traditional Japanese Music	Nohgakuhayashi	<p>◎ Notes on Nohgakuhayashi</p> <ol style="list-style-type: none"> 1. Take the examination for each of the pieces below for one of the Isso, Ko, Takayasu, or Kanze (taiko) school. 2. You may bring your own instrument for use in examinations for fue, kotsuzumi, and taiko. However, no instrument will be used in the examination for otsuzumi. 3. You may be asked simple questions about nohgaku. 4. Examinees must wear a crested black kimono, hakama, and white tabi. 	
		First	<p>Hayashi: Choose one instrument and recital piece on which to be examined from (a)-(d) below.</p> <p>(a) Fue (Isso School): <i>Hayamai</i>, part 3 (b) Kotsuzumi (Ko School): <i>Tenko, kiri</i> (c) Otsuzumi (Takayasu School): <i>Yashima, kiri</i> (d) Taiko (Kanze School): <i>Yamanba, kiri</i></p>
		Second	<p>Hayashi: Free choice (not including the recital pieces for the first examination or the Practical Music Course)</p> <p>Noh vocal: Choose any one piece from the following. (Take the examination for either Kanze School or Hosho School.)</p> <p>(a) <i>Momijigari</i> from <i>sashi</i> to <i>nakairi</i> (b) <i>Ukai</i> from <i>machiutai</i> to the end (c) <i>Chikubushima</i> from <i>kuseage</i> to “<i>Gekai no ryujin arawaretari</i>”</p>
Traditional Japanese Music	Gagaku Sho Hichiriki Ryuteki	<p>◎ Notes on Gagaku</p> <ol style="list-style-type: none"> 1. The examinations on gagaku may be taken using bamboo instruments for the Sho, Hichiriki, and Ryuteki majors. 2. The technical examinations will be conducted in kangenbuki. 	
		First	<p>(A) You will be tested on singing lyrics from memory, based on one assigned piece from the three indicated below.</p> <p>(B) You will be tested on netori from memory and practical skills, based on one assigned piece from the three indicated below.</p> <p>Recital pieces:</p> <ol style="list-style-type: none"> 1. <i>Karyobin no kyū</i> in ichikotsu-cho 2. <i>Butokuraku</i> in sojo 3. <i>Bato</i> in taishiki-cho
		Second	<p>(C) Repeat the first examination (A) and (B) for the recital pieces below.</p> <p>(D) Dance rhythm test</p> <p>(E) Oral questioning on gagaku</p> <p>Recital pieces:</p> <ol style="list-style-type: none"> 1. <i>Sandaiennokyu</i> in hyojo 2. <i>Etenraku</i> in oshiki-cho 3. <i>Senshuraku</i> in banshiki-cho

Dept	Major (Vocal type, instrument, etc.)	Examination content and recital pieces	
Musicology		First	1. Japanese (test time: two hours) General Japanese, Contemporary Literature B, Classics B 2. Foreign language (test time: two hours) Choose one of the following subjects: English (English Communication I, English Communication II, English Communication III), German, French.
		Second	Short essay (including oral questioning; test time: two hours writing) An essay on a topic to test the basic abilities needed in music studies. (The topic will be assigned on the day of the examination.)
Musical Creativity and the Environment		First	Academic achievement test (music [Music I, II, III]) (60 minutes) * The questions will address a scope of topics roughly equivalent to that covered in the high school music textbooks Music I, II, and III.
		Second	Short essay and interview (including self-expression) ● Short essay (120 minutes) ● Interview (20 minutes), including self-expression ○ Self-expression Choose one or more from the following assignments 1-3 (enter your choice on your admission ticket) and complete within the allotted time (five minutes). 1. Musical performance (use computer or electronic music instrument permitted) * To demonstrate expressive abilities and creativity 2. Non-musical performance (including combined expression) * To demonstrate expressive abilities and sensitivities in an area other than musical performance 3. Presentation (presenting a plan using panels, charts, etc., works in sheet music form, research plan, etc.) * To demonstrate your plans and ideas (Notes on self-expression) ● Choose something you can do alone (no accompanists or co-performers are permitted). ● Complete your assignment within five minutes, including setup. ● A grand piano is available for you to use. If you intend to use any other instruments, bring them yourself. ● Audiovisual equipment (CD/DVD player, stereo mini-phone plug cable) will be available for you to use. ● While you may bring a computer to use, you do so entirely on your own responsibility, since the University will not provide any hardware support. ● The floor of the venue for “2. Non-musical performance” is standard room flooring. Choose a performance piece, shoes, and clothing that would not damage the floor. (The space available for your performance is approximately eight meters wide by approximately six meters deep, with a ceiling approximately 2.3 meters high.)
● Submission of statement of reasons for applying by applicants to the Department of Musical Creativity and the Environment Applicants to the Department of Musical Creativity and the Environment must submit a statement of reasons for applying (up to 800 characters in length, hand written on the University’s designated form) together with other required documents when applying. The statement of reasons for applying will be referred to in the interview.			

B. Test of basic musical ability, technical examinations for minors, etc.

① Test of basic musical ability

1. Written examinations

a) Music dictation (test time: approximately 30 minutes)

Monophony (one question)

Polyphony (one question)

Four-part harmony (one question)

} Required of applicants to the departments of
Composition, Vocal Music, Instrumental Music, and
Musicology.
(Similar to sample questions on p. 49)

b) Musical grammar (test time: one hour)

Required of applicants to all departments other than Musical Creativity and the Environment. Does not include content on composition methods such as harmony and musical forms.

2. Technical examinations

a) Sight singing (one question)

Sight singing without lyrics. Required of applicants to the departments of Composition, Vocal Music, Instrumental Music, and Musicology.

(Similar to sample questions on p. 50)

b) Rhythm test (one question)

Required of applicants to the departments of Composition, Vocal Music, Instrumental Music, and Musicology.

(Similar to sample questions on p. 50)

Sample questions for music dictation

Monophony




Musical notation for Monophony, featuring three staves of music in 6/8 time. The tempo is marked as quarter note = 52 (♩ = 52). The key signature has one sharp (F#). The music consists of a single melodic line with various rhythmic patterns, including eighth and sixteenth notes, and rests.

Polyphony



Musical notation for Polyphony, featuring two staves of music in 2/4 time. The tempo is marked as quarter note = 54 (♩ = 54). The key signature has two flats (Bb, Eb). The music consists of two independent melodic lines with various rhythmic patterns, including eighth and sixteenth notes, and rests. There are also some triplets and sixteenth-note runs.

Four-part harmony



Musical notation for Four-part harmony, featuring two staves of music in 4/4 time. The tempo is marked as quarter note = 52 (♩ = 52). The key signature has one sharp (F#). The music consists of four-part harmony (Soprano, Alto, Tenor, Bass) with various chordal structures and intervals.

Sample questions for sight singing

- Applicants to the departments of Composition, Instrumental Music, and Musicology

Musical notation for sight singing exercise 1. It consists of two staves of music in 3/4 time with a key signature of one sharp (F#). The tempo is marked as quarter note = 60. The first staff begins with a *mf* dynamic and a slur over the first four notes. The second staff begins with a *p* dynamic, followed by a *cresc.* marking and a triplet of eighth notes, and ends with a *f* dynamic. The piece concludes with a double bar line.

- Applicants to the Department of Vocal Music

Musical notation for sight singing exercise 2. It consists of two staves of music in 6/8 time with a key signature of two flats (Bb, Eb). The tempo is marked as quarter note = 48. The first staff begins with a *mf* dynamic and a slur over the first four notes. The second staff begins with a *p* dynamic, followed by a *cresc.* marking and a slur over the first four notes, and ends with a *f* dynamic. The piece concludes with a double bar line.

Sample questions for rhythm test

Read the following rhythm by pitch name, without adding musical intervals, while keeping the beat with your hands.

- Applicants to the departments of Composition, Instrumental Music, and Musicology

Musical notation for rhythm test exercise 1. It is a single staff of music in 4/4 time with a tempo of quarter note = 60 ca. The piece starts with a *f* dynamic, followed by a *p* dynamic, then a *mf* dynamic with a slur over the first four notes, and ends with a *f* dynamic and a *p* dynamic. The piece concludes with a double bar line.

- Applicants to the Department of Vocal Music

Musical notation for rhythm test exercise 2. It is a single staff of music in 4/4 time with a tempo of quarter note = 60 ca. The piece starts with a *mf* dynamic, followed by a *f* dynamic with a slur over the first four notes, and ends with a *p* dynamic. The piece concludes with a double bar line.

② Technical examinations for minors, etc.

1. Piano minor

Examinee category	Examination content and recital pieces
<p>Composition Instrumental Music (Organ only) Conducting Musicology (Piano applicants)</p>	<p>Choose one piece from (a), (b), and (c) below.</p> <p>(a) J. S. Bach: Any single piece from vols. 1 and 2 of Das Wohltemperierte Klavier (Prepare both a praeludium and a fuga.)</p> <p>(b) L. v. Beethoven: Klaviersonaten Op. 2, Nos. 1, 2, and 3 Op. 7 Op. 10, Nos. 1, 2, and 3 Op. 13 Op. 14, Nos. 1 and 2 Op. 22</p> <p style="text-align: right;">] The first movement of your choice of any one of the pieces at left</p> <p>(c) F. Chopin: Any single piece from Etudes, Op. 10, 25</p> <p>Note: Perform from memory. Omit repeats.</p>
<p>Vocal Music Instrumental Music (String, wind and percussion)</p>	<p>(1) Scale: To be specified on the day of the examination from Hanon No. 39. Play the same key signature in major and minor. Play at a tempo of at least $\text{♩} = 100$ ca. Notes: Play the major scale without repeats. For the minor scale, play the harmonic minor scale once; play the melodic minor scale once; then conclude with a cadence.</p> <p>(2) Perform the first movement of your choice from any one of the following sonatines and sonatas: Kuhlau: Op. 20 Nos. 1, 2, 3 Op. 55 Nos. 1, 2, 3 Clementi: Op. 36 Nos. 2, 3, 4, 5, 6 Haydn: Hob. XVI/35 (C-dur) Mozart: KV 545 (C-dur) Beethoven: Op. 49 No. 1 g-moll, No. 2 G-dur Note that numbers may differ according to the edition. Dusseck: Op. 20 No. 1</p> <p>Note: Perform both (1) and (2) from memory. Omit repeats.</p>



2. Technical examinations for minors other than piano (for applicants to the Department of Musicology only)

Examinee category	Examination content and recital pieces
<p>Applicants to the Department of Musicology may take technical examinations for minors on instruments other than piano (shown at right).</p>	<p>Organ, cembalo, string instruments, wind instruments, percussion instruments, traditional Japanese music instruments (shamisen, koto, shakuhachi, hogakuhayashi, nohgakuhayashi, gagaku)</p> <p>However, for string and wind instruments, applicants may take examinations only for those instruments for which applicants to the majors in String Instruments and Wind Instruments in the Department of Instrumental Music are permitted to apply.</p> <p>Examinees may play any one piece of their choosing for the examination except when choosing to play the violin or a traditional Japanese music instrument.</p> <p>Recital piece for violin W. A. Mozart: First movement, Allegro from Violin Concerto No. 3 in G major, K. 216 Note: Do not include the Cadenza. Perform from memory and without accompaniment.</p> <p>Recital pieces for traditional Japanese music</p> <ul style="list-style-type: none"> • Shamisen <i>Kokaji</i> (composer: Kineya Katsugoro II) • Sokyoku (Yamada School) <i>Akinonanakusa</i> (composer: Ongaku Torishirabegakari [Music Investigation Committee]) • Sokyoku (Ikuta School) <i>Harunokyoku</i> (composer: Yoshizawa Kengyo); String I: Ichikotsu (D) • Shakuhachi (both Kinko and Tozan schools) <i>Rokudannoshirabe</i> (composer: Yatsunashi Kengyo) • Hogakuhayashi <i>Goro Tokimune</i> (lyrics: Mimasuya Nisoji; composer: Kineya Rokuzaemon X) Note: Choose one of the four rhythmical patterns. • Nohgakuhayashi Due: <i>Chunomai</i> Kotsuzumi: <i>Hagoromo, kuse</i> Otsuzumi: <i>Hagoromo, kuse</i> Taiko: <i>Tsurukame, kiri</i> • Gagaku <i>Etenraku</i> in hyojo Note: Choose one wind instrument. <p>* There is no need to take the examination for the piano minor if you take the examination on any of the instruments above.</p>

3. Original piano composition

Examinee category	Examination content and recital pieces
Composition	Sight reading

4. Harmony

Examinee category	Examination content and recital pieces
Conducting, Musicology	<p>The following test is administered only to applicants to the departments of Conducting and Musicology. The test time is 90 minutes. Create a four-part harmony for each of the bass and soprano vocal parts using the basso continuo assigned. For both the departments of Conducting and Musicology, this test will cover only the root position and inversion of the triad, excluding modulation.</p> <p>[Sample questions]</p> <p>1) Create a four-part harmony for the bass using the basso continuo provided below.</p>  <p>2) Create a four-part harmony for the soprano part shown below. If possible, write the chord numbers (e.g., 5, 6) below the bass vocal part.</p> 

C. Interview

Applicants to the departments of Composition, Traditional Japanese Music, and Musical Creativity and the Environment will be interviewed. Applicants to the departments of Vocal Music, Instrumental Music, Conducting, and Musicology will not be interviewed.

Interviews for applicants to the Department of Musical Creativity and the Environment will include “self-expression” (see p. 47).

D. Other

Applicants to the Department of Musical Creativity and the Environment must submit a statement of reasons for applying (up to 800 characters in length and hand written on the University’s designated form), together with application forms. The statement of reasons for applying will be referred to in the interview.

11. Announcement of successful applicants

1. Preliminary announcement of successful applicants

The preliminary announcement of successful applicants will take place on the date indicated on the Entrance Examination Schedule (Appendix 2) (p. 79). The information will be announced on the University’s entrance examination information site (<http://admissions.geidai.ac.jp/>). Announcement of successful applicants will be made based on examinee numbers.

2. Final announcement of successful applicants

The final announcement of successful applicants will be announced on the University’s entrance examination information site (<http://admissions.geidai.ac.jp/>) starting 2:00 pm on Thursday, March 12, 2020 (planned). Inquiries on whether applicants were successful will not be accepted, whether by telephone, email, or other means. Final successful applicants will receive admission procedure documents by the following method:

Admission procedure documents will be sent by the University on Thursday, March 12, 2020 to successful applicants to the address indicated when applying. If you are submitting the admission procedure documents to the University by post, be sure to notify the University whether you intend to enter the University by 5:00 pm on Sunday, March 15, 2020, by the method indicated when the successful applicants are announced. If we do not receive this notice, we will assume that you do not intend to attend the University, and your admission will be cancelled. Consult the admission procedure documents for information on completing the admission procedures.

The examinee numbers of successful applicants will be posted on the University’s entrance examination information site (<http://admissions.geidai.ac.jp/>). (In preliminary announcements of successful applicants, schedules and other information will also be posted on the University’s entrance examination information site.)

*(Preliminary announcement: starting at 4:00 pm on each announcement date; final announcement: starting at 2:00 pm on Thursday, March 12, 2020)

Due to heavy traffic, it may be difficult to access the website around the time the results are announced. If this happens, try again later.

3. Additional acceptance

If the number of students admitted is less than the number of spaces available, additional acceptance decisions may be made over the period from Saturday, March 28 through Tuesday, March 31, 2020. Make sure we can contact you during this time. Announcements of additional acceptance decisions will be made by telephone or other means from the Faculty of Music to the applicants directly. No inquiries from applicants concerning additional acceptance decisions will be accepted.

12. Admission procedures and other matters

Admission procedures for final successful applicants are outlined below. Details will be provided at the time admission procedure documents are sent. You must bring your National Center Test for University Admissions examination card (reissued card if applicable; Examination for Japanese University Admission for International Students examination card if a privately financed international student) with you to complete the admission procedures.

1. Period for completing admission procedures

March 14 (Saturday) and March 15 (Sunday), 2020

March 14 (Saturday): 10:00 am – 12:00 noon, 2:00 – 4:00 pm

March 15 (Sunday): 10:00 am – 12:00 noon, 2:00 – 4:00 pm

If you are unable to come to the University to complete the admission procedures during the above period, you must notify the University whether you intend to enter the University by 5:00 pm on Sunday, March 15, 2020, by the method indicated when the successful applicants are announced.

Consult the admission procedure documents for information on completing the admission procedures.

2. Place

Faculty of Music, Tokyo University of the Arts, 12-8 Ueno Koen, Taito-ku, Tokyo

3. Payment of admission fee, etc.

Admission fee: 338,400 yen (planned amount)

Note: The admission fee will not be refunded after completion of the admission procedures, even if the applicant applies to withdraw by or before Tuesday, March 31, 2020.

* In addition to the admission fee indicated above, incoming students will typically be required to pay various fees, including the following:

- Musical Education Promotion Association dues: 60,000 yen
(The Musical Education Promotion Association is an organization of students' parents, intended to support the education and research of the Faculty of Music, extracurricular student activities, etc.)
- Campus Environmental Improvement Support Committee dues: 100,000 yen
(Campus Environmental Improvement Support Committee: An organization intended to support activities such as improvements in University facilities to enhance the University's campus environment. Students are asked to join the committee if they agree with this goal. [Dues are paid only once, upon admission, and are valid until graduation.]
- Student casualty insurance premium (four years): 3,300 yen
- Additional liability insurance premium: 1,360 yen
- Dosei-kai (alumni association) membership fee: 60,000 yen

* Tuition fee: First semester: 321,480 yen, second semester: 321,480 yen (full year: 642,960 yen) (planned amounts)
(Not required from Japanese-government-funded international students)

Notes:

1. You will receive detailed information on payment of the tuition fee during the admission procedures.
2. Any change in the tuition fee after enrollment will go into effect at the time of the change.

4. Documents to submit

Written pledge: 1 (You will be given the specified form.)

Graduation diploma: 1 (required only from applicants taking the examinations based on the assumption that they will graduate from high school or secondary school in March 2020)

Other: We will inform you when the successful applicants are announced.

5. Important points to keep in mind

- (1) Successful applicants failing to complete the admission procedures by the deadline specified by the Faculty will be regarded as having withdrawn their application.
- (2) If you have completed admission procedures for another national/public university or faculty, you may not cancel those procedures to conduct admission procedures for the Faculty of Music.
- (3) If you have completed admission procedures for the Faculty of Music, you may not cancel those procedures to conduct admission procedures for another national/public university or faculty.
- (4) It is the applicant's responsibility to complete the procedures required to apply for an entry visa to Japan and to obtain the appropriate visa status. This matter is separate from the admission procedures.
If you intend to enter Japan to take entrance examinations, bring your admission ticket to a Japanese embassy or consulate and apply for a short-term visa for entrance examination purposes. This visa will allow you to stay for 15, 30, or 90 days. If you complete the admission procedures during this period, you can apply in Japan to change your visa status. Note that it takes one to three months to review an application for a change in visa status. Take care to avoid overstaying the time permitted by your visa.

6. Admission procedures by post

The University allows final successful applicants to complete the admission procedures in person at the University or by post.

If completing the admission procedures by post, you must notify the Faculty to indicate whether you intend to enter the University by 5:00 pm on Sunday, March 15, 2020, by the method indicated when the successful applicants are announced. Admission procedure documents sent by post must arrive by Wednesday, March 18, 2020.

13. Geishinryo (student dormitory)

1. How to apply

Download the dormitory application form from the University website and submit together with other required documents. (See pp. 85-86 for details.)

To download the dormitory application form: <http://www.geidai.ac.jp/life/welfare/geishinryo>

Details on Geishinryo: <http://www.gakuman-tokyo.com/tokyo/estate/2301005419>

2. Application periods

① Application period for reservations prior to announcement of successful applicants for admission:
January 9 (Thursday) – March 4 (Wednesday), 2020

② Application period after announcement of successful applicants for admission*:
March 14 (Saturday) – March 15 (Sunday), 2020

* In certain cases, applications may not be accepted during this period depending on the number of successful applicants who have made reservations prior to the announcement of successful applicants.

3. Where to submit dormitory application forms and inquiries

Student Apartment General Information Center (attn.: Tokyo University of the Arts Geishinryo)
(Mainichi Comnet Co. Ltd., Tokyo Station Branch)

Toll-free: 0120-952-473 Tel.: 03-5204-8502 Fax: 03-5204-8503

14. Exemption/deferral of admission/tuition fees

(1) Overview

The University offers a program of exemption/deferral of admission and tuition fees. To use this program, first check to confirm that you satisfy the application conditions under (2) and eligibility under (3) below, then complete the designated procedures before paying your admission or tuition fee.

Note that you cannot apply for exemption or deferral after payment. Also, since not all applications for exemption of admission and tuition fees are approved, applicants should prepare in advance to pay both the admission fee and the tuition fee.

(2) Application conditions

① Exemption from admission fee

- Cases in which an applicant recognized as a student of high scholastic standing finds it difficult for economic constraints to pay the admission fee (The applicant must be eligible under (3) ① below.)
- Cases in which it would be very difficult for the applicant to pay the admission fee due to conditions arising within one year leading up to admission, such as the death of the primary income earner in the applicant's household, or economic hardship for the applicant him or herself or the primary income earner in the applicant's household arising from natural disaster
- Cases equivalent to those described above as determined by the President of the University

② Deferral of admission fee

- Cases in which an applicant recognized as a student of high scholastic standing finds it difficult for economic constraints to pay the admission fee by the deadline
- Cases in which it would be difficult for the applicant to pay the admission fee by the deadline due to conditions arising within one year leading up to admission, such as the death of the primary income earner in the applicant's household, or economic hardship for the applicant him or herself or the primary income earner in the applicant's household arising from natural disaster
- Other cases deemed unavoidable

③ Exemption from tuition fee

- Cases in which an applicant recognized as a student of high scholastic standing finds it difficult for economic constraints to pay the tuition fee
- Cases in which it would be very difficult for the applicant to pay the tuition fee due to conditions arising within one year prior to the deadline for payment of the tuition fee, such as the death of the primary income earner in the applicant's household, or economic hardship for the applicant him or herself or the primary income earner in the applicant's household arising from natural disaster

④ Deferral of tuition fee

- Cases in which an applicant recognized as a student of high scholastic standing finds it difficult for economic constraints to pay the tuition fee by the deadline
- Cases in which it would be difficult for the applicant to pay the tuition fee by the deadline due to conditions arising within one year prior to the deadline for payment of the tuition fee, such as the death of the primary income earner in the applicant's household, or economic hardship for the applicant him or herself or the primary income earner in the applicant's household arising from natural disaster
- Other cases deemed unavoidable

(3) Eligibility

① Those eligible for the new study support program for higher education

The University is among the institutions eligible for the new study support program for higher education introduced from the 2020 academic year.

Applicants for exemption/deferral of admission and/or tuition fees must first apply for a scholarship (benefit type) from the Japan Student Services Organization (JASSO). Thereafter, use the University's designated application form to apply to the University for exemption/deferral of admission/tuition fees.

② Those ineligible for the new study support program for higher education

Plans call for establishing a new program to exempt tuition fees to ensure equal opportunity for arts education for those ineligible for the new study support program described under ① above due to the year of high school graduation or other reasons.*

Note that those who fail to apply for the new study support program despite eligibility will not be eligible for the independent program offered by the University.

* Those for whom more than two years have passed since the last day of the academic year immediately after the academic year in which they graduated from high school (i.e., so-called three-year gap applicants); or those who have passed high school equivalency exams for whom the period from the first day of the academic year in which they obtained eligibility to take such exams through the last day of the academic year in which they passed the exams is more than five years

③ Practical Music Course students

While Practical Music Course students are not eligible for the new study support program described under ① above, they are eligible for the existing program of exemption/deferral of admission/tuition fees.

Plans call for announcing information such as application methods for these programs on the University website by late March.

JASSO scholarships: https://www.geidai.ac.jp/life/scholarship/jasso_scholarship

Exemption/deferral of admission fee: <https://www.geidai.ac.jp/life/exemption/entrance>

Exemption/deferral of tuition fee: <https://www.geidai.ac.jp/life/exemption/tuition>

15. About the Study Support Scholarship (benefit type)

This scholarship program pays benefits of 50,000 yen per semester (100,000 yen per year; repayment not required) to students who would otherwise find it difficult to pay the tuition fees for financial reasons but who are ineligible for exemption from tuition fees above because they do not meet the requirement of high scholastic standing.

Applicants wishing to apply for this scholarship must complete the specified procedures at the same time they apply for exemption of tuition fees described above.

Consult with the Scholarships Section in the Student Affairs Division for more information. Consultation requests prior to application are accepted.

16. Scholarships and scholarship students

The University provides various scholarships and scholarship student programs to reward those who have demonstrated particularly outstanding achievements in their entrance examinations, technical examinations while enrolled as students, or other opportunities. It does so to support highly talented and motivated students. Recipients are not required to repay these scholarships. See the University website for details of these programs.

https://www.geidai.ac.jp/life/scholarship/geidai_scholarship

1. Programs awarded based on results of entrance examinations

Tokuji Munetsugu scholarship students [eligible majors: Piano, String Instruments, Wind and Percussion Instruments; amount of benefits in first academic year: 1 million yen; period benefits provided for: up to four years]

* If you are interested in applying to become a Tokuji Munetsugu scholarship student, note that fact in the designated space on the admission application form.

2. Programs awarded based on academic results during enrollment, etc.

Yoshio Hasegawa Prize [eligible major: Composition; amount: 100,000 yen or 200,000 yen]

Toshi Matsuda Prize [eligible major: Vocal Music; amount: 200,000 yen]

Ariadne Musica Prize [eligible major: Piano; amount: 300,000 yen]

Tokyo University of the Arts Klavier Prize [eligible major: Piano; amount: 100,000 yen]

Miyagi Prize [eligible major: Traditional Japanese Music; amount: 100,000 yen]

Joel Prize [eligible major: Traditional Japanese Music; amount: 100,000 yen]

Mai Muto Scholarship [eligible major: Musical Creativity and the Environment; amount: 300,000 yen], etc.

3. Other support systems

In addition to the above programs, students recommended by the University are accepted every year for scholarships offered by Fukushima Ikueikai, the Meiji Yasuda Cultural Foundation, the Aoyama Foundation, the Yonden Cultural Foundation, and other private scholarship foundations and local public organizations.

Address any inquiries on reduction or exemption of tuition fees and scholarships to:

Scholarships Section in the Student Affairs Division, Tokyo University of the Arts
Tel.: 050-5525-2069 Email: syogaku@ml.geidai.ac.jp

II. Practical Music Course

1. Research divisions and number of students admitted

Research division		Number to be admitted
Instrumental Music	Vocal Music	20 persons
	Piano	
	Organ	
	String Instruments	
	Wind and Percussion Instruments	
	Early Music	
Traditional Japanese Music		

* Entrance examinations for the Practical Music Course are administered at the Ueno Campus (12-8 Ueno Koen, Taito-ku, Tokyo). (See the map at the end of this Guidance for the entrance examination location.)

Notes:

1. Each applicant may apply for only one research division.

- ① Applicants to the Vocal Music research division must choose to apply for one of the following vocal types:
Soprano, alto (including mezzo soprano), tenor, bass (including baritone)
- ② Applicants for String Instruments and Wind and Percussion Instruments must choose to apply for one of the following instruments:
String: Viola, cello, contrabass, harp
Wind and Percussion: Flute, oboe, clarinet, bassoon, saxophone, horn, trumpet, tenor trombone, bass trombone, euphonium, tuba, percussion instruments
- ③ Applicants for Early Music must choose to apply for one of the following instruments:
Baroque vocal music, baroque violin, baroque cello, recorder, cembalo, baroque organ, fortepiano
- ④ Applicants to research divisions for Traditional Japanese Music must choose to apply for one of the following musical types:
Nagauta shamisen, tokiwazu shamisen, kiyomoto shamisen, nagauta, tokiwazu, kiyomoto, hogakuhayashi (including fue), sokyoku (Yamada school), sokyoku (Ikuta school), shakuhachi, nohgaku (excluding hayashi), nohgakuhayashi

2. Examinations for concurrent applications to the Practical Music Course and Faculty of Music

Examinations for concurrent applications to the Practical Music Course and Faculty of Music will be handled as described below.

① Research divisions for which concurrent application is permitted

Applicants to the research divisions of Vocal Music, Instrumental Music (Wind and Percussion), and Traditional Japanese Music in the Practical Music Course may apply concurrently to take the respective entrance examinations for the departments of Vocal Music, Instrumental Music (Wind and Percussion), and Traditional Japanese Music in the Faculty of Music.

② Research divisions for which concurrent application is not permitted

Applicants to the research divisions for Instrumental Music (Piano, Organ, String Instruments, Early Music) may not concurrently apply to and take entrance examinations for the departments and majors in the Faculty of Music, even if the specialization differs from the department or major in the Faculty of Music for which the application is being made.

2. Eligibility to apply: Same as for the Faculty of Music. However, taking the National Center Test for University Admissions is not required.

3. Maximum number of years to complete program: 2 years

4. Application procedures

1. Application steps/methods

The steps/methods for applications for the Practical Music Course entrance examinations are described below. Complete procedures **1** and **2** by the designated deadlines and mail the required documents **3** to the University by the specified deadline for submitting them. Application procedures will be deemed complete when it has been confirmed there are no discrepancies in the documents received and that the applicant is eligible to apply. Applicants may print admission tickets from the Internet application site once their applications have been accepted (**4**).

1	Internet application registration (See p. 62 for details.)	Using a PC or similar device, access the Internet application site from the University's entrance examination information site and enter and register the necessary information.
▼		
2	Payment of the screening fee (See p. 63 for details.)	After completing procedure 1 above, conduct the procedures for payment of the screening fee based on the instructions provided on the Internet application site.
▼		
3	Mailing the required documents (See p. 64 for details.)	After completing procedure 2 above, print the required documents from the University's Internet application site and mail them to the University together with other required documents.
▼		
4	Printing the admission ticket (See p. 67 for details.)	You can print your admission ticket from the Internet application site after confirmation of your eligibility to apply and acceptance of your application. Each applicant must print his or her admission ticket and bring it with him or her on the examination date.

2. Period applications are accepted


Internet application registration period	Screening fee payment period	Period applications are accepted
January 27, 2020 (Monday), 10:00 am – February 5, 2020 (Wednesday), 11:59 pm	January 27, 2020 (Monday), 10:00 am – February 5, 2020 (Wednesday), 11:59 pm	January 27, 2020 (Monday) – February 5, 2020 (Wednesday) [The required documents will be accepted only by post and must be postmarked during the above period.]

Note: No applications for admission will be accepted if the required documents are brought in to the University directly or if the procedures are conducted outside the above period.

Applicants completing Internet application registration on February 5, 2020 (Wednesday), the final day of the registration period for Internet application, should note that the deadline for both payment of the screening fee and postmarking of the required documents is February 5, 2020 (Wednesday).

3. Notes on applying

- When applying by Internet, note that simply registering your information on the Internet application site does not mean that application procedures are complete. The screening fee (see p. 63) must be paid by the payment deadline. The required documents (see p. 64) must be mailed to the University by registered express mail within the period applications are accepted.
- Your application will be accepted once the academic history and other information registered on the Internet application site are confirmed to meet the requirements for eligibility to apply. You may then print your admission ticket from the Internet application site.
- In certain cases, an application may not be accepted if discrepancies or omissions are identified in the required documents submitted.
- Be careful to enter all information correctly. You cannot revise your registration information after paying the screening fee. Additionally, you may not amend any submitted documents for any reason after your application has been accepted.

Be sure to confirm the following before Internet application:					
Check your operating environment of PC, etc.	<p>Apply by Internet using the following environment:</p> <p>[Browser]</p> <ul style="list-style-type: none"> • Microsoft Internet Explorer 11 or later • Microsoft Edge • Google Chrome 51 or later • Mozilla Firefox 50 or later • Apple Safari 8 or later <p>[PC]</p> <ul style="list-style-type: none"> • Microsoft Windows Vista/7/8/10 • Apple Mac OS X 10.8-11 <p>* Applying from a smartphone or tablet is not recommended.</p> <p>* Adobe Reader (free) is required to display and print the required documents in PDF format. Be sure to download and install it in advance. (See the “Preparation” page on the Internet application site.)</p> <p>[Printer]</p> <ul style="list-style-type: none"> • A color printer <p>* You must print in color because the admission ticket printed from the Internet application site includes a photograph.</p>				
Configure email settings.	<p>The following four emails will be sent to your registered email address:</p> <ol style="list-style-type: none"> ① Email notification of one-time password for Internet application registration ② Auto-reply message upon completion of Internet application registration ③ Auto-reply message upon completion of payment of the screening fee ④ Email notifying you that your admission ticket is available for printing <p>Other emergency notices may be sent by email: for example, to notify you that entrance examinations have been suspended due to a natural disaster.</p> <p>Messages will be sent from no-reply@e-apply.jp. Be sure to configure your email settings so that you can receive messages from this address.</p>				
Prepare a photograph.	<p>A digital photograph (up to 2 MB in file size) is required.</p> <p>The applicant must be unaccompanied by anyone or anything else in the photograph and easily identifiable. The photograph must show the top half of your body, facing forward, without hat. The photograph must be in color, without background elements, and taken within three months before the application. (See illustration at right.)</p> <p><Examples of unacceptable photographs></p> <ul style="list-style-type: none"> • Photographs that are unclear, with dark backgrounds, that show your face in profile, include multiple people, have been altered, etc. <p>* Photographs submitted by successful applicants will appear on their student ID cards.</p> <div style="text-align: right;">  </div>				
Prepare documents.	<table border="1" style="width: 100%; border-collapse: collapse;"> <tr> <td style="width: 15%; text-align: center; vertical-align: middle;">Documents certifying eligibility to apply</td> <td>Referring to “3 Mailing the required documents” (p. 64), prepare the student report and other documents required for your application so that you can submit them during the period applications are accepted.</td> </tr> <tr> <td style="text-align: center; vertical-align: middle;">Other documents necessary for application</td> <td>Documents to submit vary by major for which the application is being submitted. You may download forms from the “Forms” page on the entrance examination information site. Determine and prepare the documents you need for application in advance. * How to access the “Forms” page: From the entrance examination information site, select “APPLY NOW” → “Forms.”</td> </tr> </table>	Documents certifying eligibility to apply	Referring to “ 3 Mailing the required documents” (p. 64), prepare the student report and other documents required for your application so that you can submit them during the period applications are accepted.	Other documents necessary for application	Documents to submit vary by major for which the application is being submitted. You may download forms from the “Forms” page on the entrance examination information site. Determine and prepare the documents you need for application in advance. * How to access the “Forms” page: From the entrance examination information site, select “APPLY NOW” → “Forms.”
Documents certifying eligibility to apply	Referring to “ 3 Mailing the required documents” (p. 64), prepare the student report and other documents required for your application so that you can submit them during the period applications are accepted.				
Other documents necessary for application	Documents to submit vary by major for which the application is being submitted. You may download forms from the “Forms” page on the entrance examination information site. Determine and prepare the documents you need for application in advance. * How to access the “Forms” page: From the entrance examination information site, select “APPLY NOW” → “Forms.”				
Prepare an envelope.	Prepare a standard Type 2 rectangular envelope (240 × 332 mm capable of accommodating A4-sized paper without folding) for use when mailing the required documents.				
Prepare printer paper.	Prepare standard A4-sized printer paper (white). Print the documents, etc. printed from the Internet application site in color, on A4-sized paper.				

* Also check the “Preparation” information on the Internet application site.

- **Direct any inquiries concerning how to operate the Internet application system or how to pay the screening fee to:**
 DISCO Inc. Learning/Education Support Center
 Tel: 0120-202-079 (10:00 am – 6:00 pm M-F, closed Sat., Sun., holidays, and New Year’s holidays)
 * Inquiries will be answered 24 hours/day during the period applications are accepted.
 * The contact point above cannot respond to questions concerning entrance examinations.
- **Direct any inquiries concerning entrance examinations to:**
 Admission Section of the Faculty of Music, Tokyo University of the Arts
 Tel: 050-5525-2309 Email: music.admissions@ml.geidai.ac.jp
 (9:00 am – 12:30 pm, 1:30 – 4:30 pm closed Sat., Sun., holidays, during the University summer break, and New Year’s holidays)
 * Any inquiries should be made by the applicant him or herself, except where unavoidable.

4. Details of application steps/methods

1 Internet application registration

During the Internet application registration period, access the Internet application site from the “APPLY NOW” section of the University’s entrance examination information site, click on “Start Application for Music,” and register the information required for the application. Carefully read “How to Apply” at the bottom of the Internet application site homepage and other information before beginning the registration process.

Steps	
Access the Internet application site (http://e-apply.jp/e/geidai-net/).	
▼	
Click on “Start Application for Music” (red button).	
▼	
Application registration	<p>Follow the instructions provided on the screen to enter and register your information.</p> <ul style="list-style-type: none"> • Selecting your desired course, research division, instrument, etc. • Applicant information <p>Note the following two points:</p> <ul style="list-style-type: none"> * Confirming receipt of email notification of one-time password: Be sure to click the “パスワード送信 (Send Password)” button and confirm that you can receive email from the University (see p. 61). * Uploading a photograph: Prepare a color digital photograph file of your face and upload as described on the application registration page (see p. 61).
▼	
Confirmation of content of application	A page will be displayed so that you can confirm the content you entered, including payment information. Confirm the content closely. If there are no errors, click on the “Submit” button.
▼	
Registration complete	<p>Registration is complete when your reception no. appears on the screen. The application registration completion email will be sent to your registered email address. Confirm the email and proceed to payment procedures.</p> <p><u>You will need the reception no. when confirming your application information, paying the screening fee, and printing the admission ticket and other documents.</u></p>

- * The reception no. is provided in the Internet application registration completion email. Keep this in a safe place until you have completed the entrance examination.
- * Note that if you change your email address after completing application registration, you will not be able to receive the email message notifying you that the admission ticket is ready to print.

[Notes on Internet application registration]

1. Note that the reception no. displayed upon completion of Internet application registration differs from the examinee number.
2. If you find any errors in your registration information, do not pay the screening fee. Instead, repeat the registration process from the start.
3. Note that if you fail to conduct payment procedures by 11:59 pm within four days after the date of application registration, the data you registered for application will be considered cancelled and will be deleted.
 - * If you are completing Internet application registration on February 5, 2020 (Wednesday), the deadline for both payment of the screening fee and postmarking of the required documents is February 5, 2020 (Wednesday).
4. You may be asked to resubmit a photograph if the one you submit is determined not to be appropriate as an application photograph.
5. The name you enter must be entered using the same characters as the name on your family register. For kanji or other characters that cannot be entered, enter equivalent kanji (or katakana if there are no equivalent kanji).

2 Payment of the screening fee

Pay the screening fee after completing procedure 1 Internet application registration. Conduct payment procedures by either of the methods ① or ② below after completing the Internet application registration.

- ① Click on “Pay the Entrance Examination Screening Fee” to make payment after completing the Internet application registration.
- ② Log in from “Confirm Application for Music” on the homepage of the Internet application site, then click on “Pay the Entrance Examination Screening Fee” to make payment.

Screening fee	Period for payment of screening fee
9,800 yen	January 27, 2020 (Monday), 10:00 am – February 5, 2020 (Wednesday), 11:59 pm

Note: Japanese-government-funded international students need not pay the screening fee.

* You may be charged a separate remittance charge depending on the payment method you choose.

Payment method	Financial institution, etc.	Other
Convenience store	7-Eleven / Lawson, Ministop (Loppi) / FamilyMart (FamiPort) / Daily Yamazaki / Seicomart (Club Station)	
Credit card	MUFGCARD / DC / UFJ / NICOS / VISA / Master Card / JCB / AMERICAN EXPRESS	When using these methods, the name on the payment account does not need to be the same as that of the applicant.
Post office/bank ATM	ATMs compatible with Pay-easy	
Internet banking	Internet banking compatible with Pay-easy / Japan Net Bank / Rakuten Bank / SBI Sumishin Net Bank / Jibun Bank	

* An email notice of completion of payment procedures will be sent to your registered email address once you complete the procedures for paying the screening fee.

[Notes on the screening fee]

1. See “Payment Method” on the homepage of the Internet application site for details, notes, and other information concerning payment procedures.
2. You cannot pay the screening fee after the end of the payment period.
3. Note that if you fail to complete payment during the payment period, your registration information will be deleted.
4. You cannot print the documents and other materials required for the application from the Internet application site until payment of the screening fee is complete.
5. If paying by credit card, prepare a valid card.
6. If you are unable to pay by credit card, try another card or use another payment method.
7. Japanese-government-funded international students need not pay the screening fee. However, a Japanese-government-funded international student must submit a Certificate of Attendance on Japanese Government Scholarship for Foreign Students issued by his or her university.
8. Contact the Admission Section of the Faculty of Music promptly if you paid the screening fee multiple times by accident.

[Screening fee waiver system]

We will waive screening fees as a special measure to secure educational opportunities for applicants affected by large-scale natural disasters and similar events in Japan. Check the University’s entrance examination information site (<http://admissions.geidai.ac.jp/>) for application periods and other information.

① Documents to submit

- ◇ Screening Fee Waiver Application Form (form designated by the University)
- ◇ Copy of disaster victim’s certificate (issued by municipal government or other authority)

② Notes

- ◇ Conduct Internet application registration after you learn the results of applying for the waiver.
- ◇ Check the University’s entrance examination information site for details:
<http://admissions.geidai.ac.jp/>

Address any inquiries to: Admission Section, Student Affairs Division, Tokyo University of the Arts
12-8 Ueno Koen, Taito-ku, Tokyo 110-8714
Tel: 050-5525-2075 / Fax: 03-5685-7763

[Screening fee refunds]

We will not refund screening fees after payment for any reason, except in the cases below:

- The screening fee was paid and the necessary documents for application were submitted, but the University did not accept the application.
- The screening fee was paid, but the documents required for the application were not submitted.

In the above cases, request a refund as follows:

Download and print the University's designated Screening Fee Refund Request Form (Undergraduate/Practical Music Course/MA/PhD) under "Forms" on the University's entrance examination information site, fill out the required information, and send by post to: Accounting Section, Strategic Planning Division, Tokyo University of the Arts, 12-8 Ueno Koen, Taito-ku, Tokyo 110-8714.

Notes:

- Charges incurred when paying the screening fee are not eligible for refunds.
- Remittance charges incurred when refunding the screening fee will be deducted from the amount returned by the University to the applicant.
- Remittance of refunds normally takes about 2–3 months following receipt of the Screening Fee Refund Request Form.
- Deadline for submitting the Refund Request Form is March 31, 2020 (must be postmarked by this date). The screening fee will not be refunded if the form is not submitted by this deadline.

3 Mailing the required documents

Send the required documents after completing payment of the screening fee. Print the relevant forms and the envelope name and address label from the Internet application site and affix the envelope name and address label to the envelope.

Enclose in the envelope all documents required for the major for which you are applying and send to the University by registered express mail by the deadline for submission.

Required document	Instructions, etc.	Remarks
Student report	<p>○ Graduates of, or students shortly expected to graduate from high school or secondary school Submit a student report prepared by the principal of your school.</p> <p>* If your school cannot provide a student report because the retention period for cumulative guidance records has expired or the school has closed or due to natural disasters or other such reasons, you must submit all of the following documents in its place:</p> <ul style="list-style-type: none"> • Graduation diploma • Transcript of grades <p>Note 1: If the school cannot issue a transcript of grades, submit an alternative document or a letter from the principal of your school explaining why the school cannot issue the transcript.</p> <p>Note 2: If you cannot obtain a graduation diploma and transcript of grades because the school has closed or other such reasons, submit a letter so stating from the board of education or prefectural governor responsible for your school.</p> <p>○ Applicants who have passed the examination for the Certificate for Students Achieving the Proficiency Level of Upper Secondary School Graduates (including those passing a high school equivalence certification examination) Submit a certificate demonstrating that you have passed the examination and the examination grade. (If you were not required to take certain examination subjects because you took the courses in high school or other institution, attach a student report or transcript of grades from the high school or other institution for subjects you were not required to take. A passing certificate is not required.)</p> <p>* If the name on the student report differs from your current name because you subsequently married or for other reasons, attach an official copy of the relevant part of your family register.</p>	To be submitted by all applicants Must be sealed in an envelope by the issuing agency.

Required document	Instructions, etc.	Remarks
Vocal Music research division Sheet music for accompaniment [applicants to the Vocal Music research division]	The applicants at left must fill out the specified form (Submitted sheet music cover slip for free-choice piece) and affix it to the upper left of the cover sheet of the sheet music for accompaniment. Send the sheet music for accompaniment by registered express mail at the same time as the admission application form, but in any separate suitable envelope. Do not enclose any documents other than the sheet music. If you enclose any other documents, you may be unable to take the examination. Write “Practical Music Course Vocal Music sheet music for accompaniment enclosed” in red on the front of the envelope. When preparing the sheet music for accompaniment, follow the instructions under “Notes for applications to the Department of Vocal Music”: “2. Sheet music” (p. 22).	Download the specified forms from the “Forms” page on the entrance examination information site. Fill out the form clearly in block printing and Arabic numerals, using ink or a ball-point pen in black or blue.
Vocal Music research division Form for submission of free-choice piece for examination [applicants to the Vocal Music research division]	Applicants at left should fill out the specified form.	
Instrumental Music research division Form for submission of recital piece for examination [applicants to Piano]	Applicants at left should fill out the specified form.	
Instrumental Music research division Form for submission of free-choice piece for examination [applicants to Organ, Contrabass, Harp, Percussion]	Applicants at left should fill out the specified form.	
Instrumental Music research division Form for submission of recital piece for examination [applicants to Early Music]	Applicants at left should fill out the specified form.	Download the specified forms from the “Forms” page on the entrance examination information site. Fill out the form clearly in block printing and Arabic numerals, using ink or a ball-point pen in black or blue.
Instrumental Music research division Sheet music for accompaniment [applicants to Early Music]	The applicants at left must submit four copies of sheet music for accompaniment. Send by registered express mail in a separate envelope at the same time you send the application documents. See p. 70 for details.	
Traditional Japanese Music research division Form for submission of recital piece for examination [applicants to Nagauta Shamisen, Tokiwazu Shamisen, Kiyomoto Shamisen, Nagauta, Tokiwazu, Kiyomoto, Hogakuhayashi]	Applicants at left should fill out the specified form.	
Traditional Japanese Music research division Form for submission of recital piece for examination [applicants to Sokyoku (Yamada School)]	Applicants at left should fill out the specified form.	
Traditional Japanese Music research division Form for submission of recital pieces for examination [applicants to Sokyoku (Ikuta School)]	Applicants at left should fill out the specified form.	
Traditional Japanese Music research division Form for submission of recital pieces for examination [applicants to Shakuhachi]	Applicants at left should fill out the specified form.	
Traditional Japanese Music research division Form for submission of recital piece for examination [applicants to Nohgaku, Nohgakuhayashi]	Applicants at left should fill out the specified form.	

[Notes on the required documents]

1. Send the documents for a single applicant together as a single piece of registered mail. Do not send documents for multiple applicants together in the same envelope.
2. Once the required documents have been received, you will not be permitted to make changes in the recital pieces for examination, examination subjects, or any other information submitted.
3. If applying concurrently to the Faculty of Music, you must register for application separately (see p. 59), pay screening fees, prepare required documents separately, and submit the required documents in separate envelopes between the Faculty of Music and the Practical Music Course.
4. If the family name on a certificate differs from your current family name, attach an official copy of your family register or other documentation of the name change.
5. If a document is in a language other than Japanese, be sure to attach a Japanese translation. (The translation does not need to be notarized by a public agency. The applicant may translate the document him or herself.)
6. Consider your application choices carefully. The University does not permit students to attend other universities in Japan concurrently.

What to prepare when mailing the required documents	
Envelope	Prepare your own standard Type 2 rectangular envelope (240 × 332 mm).
Envelope name and address label	Print the label from the Internet application site.

Mail the required documents to: Admission Section, Faculty of Music, Tokyo University of the Arts
12-8 Ueno Koen, Taito-ku, Tokyo 110-8714

4 Printing the admission ticket

You can print your admission ticket from the Internet application site after acceptance of your application. A notice will be sent to your registered email address to indicate that your admission ticket is ready to print. Each applicant must print his or her admission ticket on standard A4-sized printer paper (white) and bring it with him or her on the examination date. The University will not mail admission tickets.

Admission tickets will be available for printing: Starting at 4:00 pm on Friday, February 14, 2020

Printing the admission ticket

- ① Confirm that you have been notified that your admission ticket is ready for printing at your registered email address.
▼
- ② Access the University internet application site (<http://e-apply.jp/e/geidai-net/>).
▼
- ③ Click on “Confirm Application for Music” (green button) and enter your registered email address, date of birth, and reception no. to log into the page.
▼
- ④ Click on “Open the PDF Admission ticket” (blue button) on the screen and print the admission ticket displayed in color on standard A4-sized printer paper (white). (Black-and-white printouts are not acceptable.)

[Notes concerning admission tickets]

1. Be sure to confirm the content shown on the admission ticket after printing it. Contact the Admission Section of the Faculty of Music by Thursday, February 20, 2020 if the content shown on your admission ticket differs from the information you registered on the Internet application site or if you are unable to print the admission ticket even after it is supposed to be available for printing. (You can check the registration information on the “Confirm Application for Music” page of the Internet application site.)

Contact: Admission Section of the Faculty of Music, Tokyo University of the Arts, tel. 050-5525-2309 (M-F, 9:00 am – 12:30 pm, 1:30 – 4:30 pm)

2. An admission ticket printed in color is required on the examination date. You will not be able to take the examination using the reception no. you received when registering your application or an image of the admission ticket displayed on a smartphone or other device.
3. The reception no. received when you completed the Internet application registration differs from your examinee number.
4. For applicants for Nagauta Shamisen, Tokiwazu Shamisen, Kiyomoto Shamisen, Nagauta, Tokiwazu, and Kiyomoto in the research division of Traditional Japanese Music, consecutive examinee numbers will be issued for Shamisen Music.

5. Prior consultation for applicants with disabilities

Applicants requiring special treatment for the examinations or special consideration during their studies at the University should inform us in advance and submit the relevant application form by Friday, January 3, 2020. To the application, attach a medical certificate from a physician and consult with the Admission Section of the Faculty of Music. Based on a review of this application, we may request an interview with the applicant or with an individual from his/her high school. In addition, applicants who begin to require special treatment for examinations or special consideration during their studies at the University due to events arising after the deadline must notify the Admission Section of the Faculty of Music at the earliest possible date. For the application and medical certificate, use the forms posted under “Application for Special Considerations in Entrance Examinations” on the University’s entrance examination information site.


Notes:

1. Consult with the University well in advance. It may take a considerable period of time (one or two months) to reply.
2. Note that not all requests made through prior consultation may be granted.

5. Examination content, recital pieces, etc.

Applicants for admission to the Practical Music Course will be tested only on the content shown in the table “Examination content and recital pieces” below.

Research division	Vocal type, instrument, etc.	Examination content and recital pieces
Vocal Music	Soprano (S) Alto (A) (Including mezzo soprano) Tenor (T) Bass (B) (Including baritone)	Perform one free-choice piece. (Arias from operas and oratorios must be in the original key.) Perform from memory. Notes: 1. Each applicant must submit sheet music for accompaniment. 2. The piece you perform may be the same as one of the recital pieces for the entrance examinations to the Department of Vocal Music in the Faculty of Music. 3. The performance should be no longer than four minutes. 4. The University will provide accompanists.
	Piano (Pf)	Choose any one of the following 10 pieces. Be prepared to perform the first and last movements. Beethoven: Piano Sonatas <ul style="list-style-type: none"> • No. 1 in F minor, Op. 2-1 • No. 2 in A major, Op. 2-2 • No. 3 in C major, Op. 2-3 • No. 4 in E flat major, Op. 7 • No. 6 in F major, Op. 10-2 • No. 7 in D major, Op. 10-3 • No. 11 in B flat major, Op. 22 • No. 16 in G major, Op. 31-1 • No. 18 in E flat major, Op. 31-3 • No. 21 in C major, Op. 53 “Waldstein” I) You must perform entirely from memory. II) Omit repeats. III) You may be asked to omit part of the performance on the day of the examination due to time constraints.
Instrumental Music	Organ (Org)	Free-choice piece Note: See the section on the Department of Organ of the Faculty of Music for specifications for the organ for the technical examinations. You may be asked to omit part of the performance on the day of the examination due to time constraints.
	Viola (Va)	(A) Scale Perform a scale in F minor (scale, arpeggio, scale in thirds, chromatic scale, double stop scale in thirds). * See scale subjects (a) and (b) under the first entrance examination for the Faculty of Music. (B) C. Stamitz: First movement, Allegro moderato (without cadenza) from Viola Concerto No. 1 in D major * Use the Henle edition. Note: Perform from memory, without accompaniment. In some cases, you may be asked to omit part of the performance. Perform the pieces in the order (A), then (B).
	Cello (Vc)	Choose and perform any one of the following pieces. (A) L. Boccherini: Concerto in B flat major, first movement (arranged by Grützmacher), without the Cadenza. (B) J. Haydn: Concerto in C major, first movement (any sheet music edition acceptable), without the Cadenza. (C) C. Saint-Saëns: Concerto in A minor, Op. 33, first movement (D) E. Lalo: Concerto in D minor, first movement (from start to Lento in 117th bar) Note: Perform from memory, without accompaniment. In some cases, you may be asked to omit part of the performance.
	Contrabass (Cb)	Free-choice piece Note: Perform from memory, without accompaniment. In some cases, you may be asked to omit part of the performance.
	Harp (Hp)	Free-choice piece Note: Perform from memory. In some cases, you may be asked to omit part of the performance.

Research division	Vocal type, instrument, etc.	Examination content and recital pieces	
Instrumental Music	<p>©Notes applying to all wind instruments</p> <p>(1) Scale: Key to be specified on the day of the examination. For brass instruments, examinations will employ the same content as the entrance examinations for the Faculty of Music.</p> <p>(2) Recital piece: Perform unaccompanied.</p> <p>(3) You may be asked to cut some parts of pieces due to time constraints.</p> <p>Note: <u>Except as noted otherwise, sheet music may be used.</u></p>		
	Woodwind Instruments	Flute (Fl)	J. Ibert: Pièce pour flûte seule
		Oboe (Ob)	C. Ph. E. Bach: Unaccompanied sonata, g-moll, movements 1, 2 (any edition acceptable) Note: The above was arranged from original Sonate a-moll Wq. 132, unaccompanied sonata for flute
		Clarinet (Cl)	C. M. v. Weber: Konzert Nr. 1 f-moll für Klarinette und Orchester, Op. 73, first movement (including the Baermann cadenza)
		Bassoon (Fg)	C. M. v. Weber: Concerto for Bassoon, movements 2, 3 (any edition acceptable)
		Saxophone (Sx)	J. Ibert: Concertino da Camera (Leduc edition)
	Brass Instruments	Horn (Hr)	<p>(1) Recital piece: W. A. Mozart: First movement from Konzert für Horn und Orchester Nr. 2 Es-Dur, K. 417 (no edition specified). Parts to perform to be specified on the day of the examination.</p> <p>(2) Free-choice piece: Choose and perform any one of the following two pieces: a) R. Strauss: First movement from Konzert Nr. 1 Es-Dur, Op. 11 (Universal Edition) b) H. Neuling: Bagatelle für Horn und Klavier (PRO MUSICA edition) Part to perform will be specified on the day of the examination.</p>
		Trumpet (Tp)	<p>(1) Arban: Major scale pp. 65-80, minor scale p. 81, Nos. 70-81 from Complete Grand Method (Zen-On Music edition) To be specified on the day of the examination from the above. Note: Use a B♭ trumpet.</p> <p>(2) H. Tomasi: To be specified on the day of the examination from the first movement of the Concerto. Note: Use a C trumpet.</p>
	Brass Instruments	<p>©Examination for tenor trombone, bass trombone, and euphonium</p> <p>The following passage from E. Remington: Warm-Up Exercises for Trombone (Accura Music edition):</p>  <p>Perform through position No. 7. (Perform on the euphonium in accordance with the trombone performance.) Note: Perform from memory.</p>	
		Tenor trombone (TTb)	<p>(1) Common assignment (2) Nos. 1.4, 1.5, 1.6, 1.7, and 1.8 from pp. 3 and 4 of Brad Edwards (author, publisher): Lip Slur Melodies: A melodic approach to building tone and technique with lip slurs (3) Nos. 2, 19, 26, 28, 29, 30, 34, 39, 41, and 42 from Kopprasch: 60 Etudes for Trombone (Zen-On Music edition) Note: For (2) and (3) above, perform a passage to be specified on the day of the examination. Omit repeats.</p>
Bass trombone (BTb)		<p>(1) Common assignment (2) Nos. 1.4, 1.5, 1.6, 1.7, and 1.8 from pp. 3 and 4 of Brad Edwards (author, publisher): Lip Slur Melodies: A melodic approach to building tone and technique with lip slurs (3) Nos. (14), (17), (24), 26, 28, (31), (36), (37), 42, and 46 from Kopprasch: 60 Etudes for Trombone (Zen-On Music edition) Notes: For (2) and (3) above, perform a passage to be specified on the day of the examination. Perform pieces in parentheses under (3) above one octave lower. Perform other pieces as indicated on the score. Omit repeats.</p>	
Euphonium (Euph)		<p>(1) Common assignment (2) Kopprasch: 60 Etudes for Trombone (Zen-On Music edition) To be specified on the day of the examination from Nos. 48-57. Omit repeats. (3) J. Horowitz: First movement from Euphonium Concerto (Novello)</p>	
Tuba (Tu)		R. Vaughan Williams: Concerto for Bass Tuba and Orchestra	

Research division	Vocal type, instrument, etc.	Examination content and recital pieces
Instrumental Music	Percussion Instruments (Pc)	(1) Basic methods of playing the snare drum: Single stroke, double stroke, five stroke, drum roll ($\langle \rangle$, $\langle >$, \rangle, etc.) (2) Scale (on keyboard percussion instruments) (3) To be specified on the day of the examination from pp. 4-19 of Collection Drum Solos (Ludwig edition) (4) Free-choice piece (5) Pitch test Note: <u>Each examinee must bring his or her own snare drum.</u>
		<p>© Notes applying to all early music</p> <p>① Only the following cembalo may be used in solo and accompanied performances: two-keyboard French type (a' = 415, 8'8"4', FF-f")</p> <p>② See the section of this Guidance on the Organ major in the Faculty of Music for the specifications of the organ used in technical examinations.</p> <p>③ The fortepiano used in examinations is a late 18th century Viennese model (a' = 430, FF-g" range).</p> <p>④ If you need an accompanist, bring him or her with you. Play any obbligato parts that are requisite entirely on the cembalo.</p> <p>⑤ All examinees will be interviewed. In the interviews for the Practical Music Course research divisions of Baroque Vocal Music, Baroque Violin, Baroque Cello, and Recorder, examinees may be asked about their basic knowledge of figured bass.</p> <p>⑥ All examinees must write the title of the piece they will perform on the form for submission of recital piece for examination and submit when applying for admission.</p> <p>⑦ Examinees for the Practical Music Course research divisions of Cembalo, Baroque Organ, and Fortepiano will be tested on the basso continuo. (Examinees will be given a simple figured bass on the day of the examination and asked to perform it on their instrument after a preview time of five minutes.)</p> <p>⑧ Make four copies of the sheet music for all pieces to be performed. Arrange and bind the sheets in order of performance and submit to the Admission Section along with your application. Send the sheet music in a suitable envelope, with "Early Music research division examination sheet music enclosed" written on the front. Send by registered express mail at the same time as the application.</p>
	Baroque vocal music (BV)	I. Free-choice piece (length approximately five minutes) II. Piece to be sight sung Piece to be sight sung will be assigned from polyphonic vocal works from the Renaissance through the era of C. Monteverdi and from the vocal parts of J.S. Bach and G.F. Händel, partially modified.
	Baroque violin (BVn)	Chose and perform one piece from any of the pieces named below. (You may be instructed to omit part of the piece on the day of the examination.) A) A. Corelli: Choose one piece from sonatas Nos. 1–6 from the Violin Sonatas, Op. 5, and perform the movement specified on the day of the examination. B) J.S. Bach: Choose one piece from the unaccompanied sonatas BWV 1001–1006 and perform any two movements.
	Baroque cello (BVc)	J. S. Bach: Allemande, Courante from Suite a violoncello solo senza basso No. 1, BWV 1007 (Omit repeats.)
	Recorder (Rec)	Free-choice piece (length approximately five minutes)
	Cembalo (Cemb)	I. J. S. Bach: Choose any single suite from Die sechs Englischen Suiten (BWV 806-811) and perform the Prélude, Courante, and Sarabande from your chosen suite (omit repeats). If your chosen suite includes more than one Courante or Sarabande, select a single Courante and a single Sarabande. II. Perform a basso continuo to be assigned on the day of the examination (preview time: five minutes)
	Baroque organ (BOrg)	I. Perform any one piece from the following works: 1) J. S. Bach: Präludium und Fuge in a, BWV 543 2) J. S. Bach: Präludium und Fuge in G, BWV 541 II. Perform a basso continuo to be assigned on the day of the examination (preview time: five minutes)
Fortepiano (Fp)	I. A piece or movement approximately five minutes long from the works for clavier of W.A. Mozart or J. Haydn. II. Perform a basso continuo to be assigned on the day of the examination (preview time: five minutes)	

Research division	Vocal type, instrument, etc.	Examination content and recital pieces																
Traditional Japanese Music	<p>©Notes applying to all traditional Japanese music</p> <p>Applicants must perform the following recital pieces from memory for the research divisions for which the application is being made. However, applicants to Nagauta, Tokiwazu, and Kiyomoto may refer to musical score solely for lyrics.</p>																	
	<p>● Recital piece for examination by research division</p> <table border="1" style="width: 100%; border-collapse: collapse;"> <thead> <tr> <th style="text-align: center;">Research division</th> <th style="text-align: center;">Recital piece</th> </tr> </thead> <tbody> <tr> <td style="text-align: center;">Nagauta shamisen</td> <td><i>Shikinoyamanba</i> (composer: Kineya Rokuzaemon XI)</td> </tr> <tr> <td style="text-align: center;">Tokiwazu shamisen</td> <td><i>Mihonomatsu</i> (composer: Kishizawa Shikisa VI)</td> </tr> <tr> <td style="text-align: center;">Kiyomoto shamisen</td> <td><i>Torisashi</i> (composer: Kiyomoto Saibe I)</td> </tr> <tr> <td style="text-align: center;">Nagauta</td> <td><i>Shikinoyamanba</i> (composer: Kineya Rokuzaemon XI)</td> </tr> <tr> <td style="text-align: center;">Tokiwazu</td> <td><i>Mihonomatsu</i> (composer: Kishizawa Shikisa VI)</td> </tr> <tr> <td style="text-align: center;">Kiyomoto</td> <td><i>Torisashi</i> (composer: Kiyomoto Saibe I)</td> </tr> <tr> <td style="text-align: center;">Hogakuhayashi (kotsuzumi) (otsuzumi) (taiko) (fue)</td> <td><i>Renjishi</i> (composer: Kineya Katsusaburo II) <i>Tsurukame</i> (composer: Kineya Rokuzaemon X)</td> </tr> </tbody> </table>		Research division	Recital piece	Nagauta shamisen	<i>Shikinoyamanba</i> (composer: Kineya Rokuzaemon XI)	Tokiwazu shamisen	<i>Mihonomatsu</i> (composer: Kishizawa Shikisa VI)	Kiyomoto shamisen	<i>Torisashi</i> (composer: Kiyomoto Saibe I)	Nagauta	<i>Shikinoyamanba</i> (composer: Kineya Rokuzaemon XI)	Tokiwazu	<i>Mihonomatsu</i> (composer: Kishizawa Shikisa VI)	Kiyomoto	<i>Torisashi</i> (composer: Kiyomoto Saibe I)	Hogakuhayashi (kotsuzumi) (otsuzumi) (taiko) (fue)	<i>Renjishi</i> (composer: Kineya Katsusaburo II) <i>Tsurukame</i> (composer: Kineya Rokuzaemon X)
	Research division	Recital piece																
	Nagauta shamisen	<i>Shikinoyamanba</i> (composer: Kineya Rokuzaemon XI)																
	Tokiwazu shamisen	<i>Mihonomatsu</i> (composer: Kishizawa Shikisa VI)																
	Kiyomoto shamisen	<i>Torisashi</i> (composer: Kiyomoto Saibe I)																
	Nagauta	<i>Shikinoyamanba</i> (composer: Kineya Rokuzaemon XI)																
	Tokiwazu	<i>Mihonomatsu</i> (composer: Kishizawa Shikisa VI)																
	Kiyomoto	<i>Torisashi</i> (composer: Kiyomoto Saibe I)																
	Hogakuhayashi (kotsuzumi) (otsuzumi) (taiko) (fue)	<i>Renjishi</i> (composer: Kineya Katsusaburo II) <i>Tsurukame</i> (composer: Kineya Rokuzaemon X)																
<p>● For technical examinations for other than the research divisions, choose one free-choice piece from the corresponding row as shown below and indicate this in the designated space on the form for submission of recital piece for examination. You do not need to perform this piece from memory.</p> <table border="1" style="width: 100%; border-collapse: collapse;"> <thead> <tr> <th style="text-align: center;">Research division</th> <th style="text-align: center;">Technical examination for other than research division</th> </tr> </thead> <tbody> <tr> <td style="text-align: center;">Nagauta shamisen</td> <td>Nagauta (free-choice piece)</td> </tr> <tr> <td style="text-align: center;">Tokiwazu shamisen</td> <td>Tokiwazu (free-choice piece)</td> </tr> <tr> <td style="text-align: center;">Kiyomoto shamisen</td> <td>Kiyomoto (free-choice piece)</td> </tr> <tr> <td style="text-align: center;">Nagauta</td> <td>Nagauta shamisen (free-choice piece)</td> </tr> <tr> <td style="text-align: center;">Tokiwazu</td> <td>Tokiwazu shamisen (free-choice piece)</td> </tr> <tr> <td style="text-align: center;">Kiyomoto</td> <td>Kiyomoto shamisen (free-choice piece)</td> </tr> <tr> <td style="text-align: center;">Hogakuhayashi (kotsuzumi) (otsuzumi) (taiko) (fue)</td> <td>Nagauta shamisen or nagauta (free-choice piece)</td> </tr> </tbody> </table>		Research division	Technical examination for other than research division	Nagauta shamisen	Nagauta (free-choice piece)	Tokiwazu shamisen	Tokiwazu (free-choice piece)	Kiyomoto shamisen	Kiyomoto (free-choice piece)	Nagauta	Nagauta shamisen (free-choice piece)	Tokiwazu	Tokiwazu shamisen (free-choice piece)	Kiyomoto	Kiyomoto shamisen (free-choice piece)	Hogakuhayashi (kotsuzumi) (otsuzumi) (taiko) (fue)	Nagauta shamisen or nagauta (free-choice piece)	
Research division	Technical examination for other than research division																	
Nagauta shamisen	Nagauta (free-choice piece)																	
Tokiwazu shamisen	Tokiwazu (free-choice piece)																	
Kiyomoto shamisen	Kiyomoto (free-choice piece)																	
Nagauta	Nagauta shamisen (free-choice piece)																	
Tokiwazu	Tokiwazu shamisen (free-choice piece)																	
Kiyomoto	Kiyomoto shamisen (free-choice piece)																	
Hogakuhayashi (kotsuzumi) (otsuzumi) (taiko) (fue)	Nagauta shamisen or nagauta (free-choice piece)																	
Nagauta shamisen																		
Tokiwazu shamisen																		
Kiyomoto shamisen																		
Nagauta																		
Tokiwazu																		
Kiyomoto																		
Hogakuhayashi (including fue)																		
<p>Notes:</p> <ol style="list-style-type: none"> Examinees will play only the shamisen for the shamisen examinations. Staff will be responsible for vocals and joruri dramatic recitation. The reverse applies to examinations for vocals and joruri. In the Hogakuhayashi examinations, staff will be responsible for the “ji” part. In general, examinees must bring instruments for the Hogakuhayashi examinations. However, for Nagauta shamisen, use the instrument provided by the University. The examinee must bring an instrument for Tokiwazu shamisen and Kiyomoto shamisen. An applicant for Hogakuhayashi being examined on the fue must bring a nokan and a set of 4-hon to 8-hon choshi bamboo fue. The choshi for the bamboo fue will be specified on the day of the examination. You may be asked simple questions concerning traditional Japanese music in general and on shamisen music. You may also be asked to tune the shamisen. 																		

Research division	Vocal type, instrument, etc.	Examination content and recital pieces														
Traditional Japanese Music	Sokyoku (Koto Music)	<p>◎Notes applying to all sokyoku</p> <ol style="list-style-type: none"> 1. Perform from memory. 2. For the examinations, play the koto upright (seated in a chair). The sangen may be played either upright or sitting (in seiza). 3. You will be instructed during the examination on what parts to play. 														
		<p>Yamada School</p> <p>Choose one piece from the following classical and contemporary pieces:</p> <table border="1" data-bbox="571 400 1334 546"> <tr> <td data-bbox="571 400 767 474">Classical</td> <td data-bbox="767 400 1334 474"><i>Omihakkei</i>, composer: Yamato Manwa * May be played on either the koto or sangen</td> </tr> <tr> <td data-bbox="571 474 767 546">Contemporary</td> <td data-bbox="767 474 1334 546"><i>Sekihokinofu</i>, composer: Nakanoshima Kinichi * May be played on either the koto or sangen</td> </tr> </table> <p>Note:</p> <ol style="list-style-type: none"> 1. Applicants taking the classical examination must choose to play on either the koto or the sangen and indicate their selection on the form for submission of recital piece for examination. 2. Although examinees in principle should bring their own koto or sangen for use in the examinations, they can also use a koto (18 monme, with Teton strings) and sangen (with silk strings) provided by the University. Indicate on the form for submission of recital piece for examination whether you intend to bring your own instrument or to borrow one provided by the University. 	Classical	<i>Omihakkei</i> , composer: Yamato Manwa * May be played on either the koto or sangen	Contemporary	<i>Sekihokinofu</i> , composer: Nakanoshima Kinichi * May be played on either the koto or sangen										
		Classical	<i>Omihakkei</i> , composer: Yamato Manwa * May be played on either the koto or sangen													
Contemporary	<i>Sekihokinofu</i> , composer: Nakanoshima Kinichi * May be played on either the koto or sangen															
<p>Ikuta School</p> <p>* Choose one piece each for koto and sangen from the following. However, if you are applying concurrently to the Faculty of Music, do not choose the same recital pieces selected for the Faculty of Music entrance examinations.</p> <table border="1" data-bbox="571 945 1461 1301"> <tr> <td data-bbox="571 945 692 1167" rowspan="4">Koto</td> <td data-bbox="692 945 916 1010"><i>Keshinohana</i></td> <td data-bbox="916 945 1461 1010">(composer: Kikuoka Kengyo; arranged for the koto by: Matsuzaki Kengyo) String I: Ichikotsu (D)</td> </tr> <tr> <td data-bbox="692 1010 916 1070"><i>Harunokyoku</i> (honte)</td> <td data-bbox="916 1010 1461 1070">(composer: Yoshizawa Kengyo) String I: Ichikotsu (D)</td> </tr> <tr> <td data-bbox="692 1070 916 1131"><i>Echigojishi</i></td> <td data-bbox="916 1070 1461 1131">(composer: Minezaki Koto; arranged for the koto by: Yaezaki Kengyo) String I: Sojo (G)</td> </tr> <tr> <td data-bbox="692 1131 916 1167"><i>Kaadenohana</i> (honte)</td> <td data-bbox="916 1131 1461 1167">(composer: Matsuzaka Harue) String I: Shinsen (C)</td> </tr> <tr> <td data-bbox="571 1167 692 1301" rowspan="3">Sangen</td> <td data-bbox="692 1167 916 1202"><i>Chiyonokotobuki</i></td> <td data-bbox="916 1167 1461 1202">(composer: Miyagi Michio) String I: Ichikotsu (D)</td> </tr> <tr> <td data-bbox="692 1202 916 1238"><i>Yugao</i></td> <td data-bbox="916 1202 1461 1238">(composer: Kikuoka Kengyo) String I: Ichikotsu (D)</td> </tr> <tr> <td data-bbox="692 1238 916 1301"><i>Hachidan</i></td> <td data-bbox="916 1238 1461 1301">(composer: Yatsuhashi Kengyo) String I: Ichikotsu (D)</td> </tr> </table> <p>Note:</p> <ol style="list-style-type: none"> 1. Use the koto (with Teton strings) provided by the University. 2. Although examinees in principle should bring their own sangen for use in the examinations, they can use a sangen (with silk strings) provided by the University. (Indicate in the designated space on the form for submission of recital pieces for examination whether you intend to bring your own instrument or to borrow one provided by the University.) 3. Tune strings based on the fundamental note given by the examination staff. Do not bring tuners or similar devices. 	Koto	<i>Keshinohana</i>	(composer: Kikuoka Kengyo; arranged for the koto by: Matsuzaki Kengyo) String I: Ichikotsu (D)	<i>Harunokyoku</i> (honte)	(composer: Yoshizawa Kengyo) String I: Ichikotsu (D)	<i>Echigojishi</i>	(composer: Minezaki Koto; arranged for the koto by: Yaezaki Kengyo) String I: Sojo (G)	<i>Kaadenohana</i> (honte)	(composer: Matsuzaka Harue) String I: Shinsen (C)	Sangen	<i>Chiyonokotobuki</i>	(composer: Miyagi Michio) String I: Ichikotsu (D)	<i>Yugao</i>	(composer: Kikuoka Kengyo) String I: Ichikotsu (D)	<i>Hachidan</i>	(composer: Yatsuhashi Kengyo) String I: Ichikotsu (D)
Koto		<i>Keshinohana</i>	(composer: Kikuoka Kengyo; arranged for the koto by: Matsuzaki Kengyo) String I: Ichikotsu (D)													
		<i>Harunokyoku</i> (honte)	(composer: Yoshizawa Kengyo) String I: Ichikotsu (D)													
		<i>Echigojishi</i>	(composer: Minezaki Koto; arranged for the koto by: Yaezaki Kengyo) String I: Sojo (G)													
	<i>Kaadenohana</i> (honte)	(composer: Matsuzaka Harue) String I: Shinsen (C)														
Sangen	<i>Chiyonokotobuki</i>	(composer: Miyagi Michio) String I: Ichikotsu (D)														
	<i>Yugao</i>	(composer: Kikuoka Kengyo) String I: Ichikotsu (D)														
	<i>Hachidan</i>	(composer: Yatsuhashi Kengyo) String I: Ichikotsu (D)														

Research division	Vocal type, instrument, etc.	Examination content and recital pieces
Traditional Japanese Music	Shakuhachi	<p>(1) One recital piece</p> <p><i>Kajimakura</i> Composer: Kikuoka Kengyo <i>Echigojishi</i> Composer: Minezaki Koto <i>Enoshimanokyoku</i> Composer: Yamada Kengyo <i>Usunokoe</i> Composer: Yamato Shorei</p> <p>Choose one of the above four pieces.</p> <p>(2) One honkyoku piece originally written for shakuhachi (free choice)</p> <p>Notes:</p> <ol style="list-style-type: none"> 1. Any school is acceptable. 2. Perform all pieces from memory. 3. Use a five-holed 1-shaku 8-sun shakuhachi (made of bamboo). 4. You will be assigned the specific portions to perform during the examination. 5. You may choose to perform seated in a chair or standing. 6. You may be asked a few simple questions about traditional Japanese music in general and about the shakuhachi.
	Nohgaku (not including hayashi)	<p>Shite (Kanze School and Hosho School) Noh vocal: <i>Aminodan (Sakuragawa)</i> Shimai: <i>Kasugaryujin</i></p> <p>Waki (Shimogakari Hosho School) Noh vocal: <i>Aminodan (Sakuragawa)</i> Shimai: <i>Aridoshi</i></p> <p>Kyogen (Izumi School) Noh vocal: <i>Oharagi</i> Komai: <i>Kaidokudari</i></p> <p>Note:</p> <ol style="list-style-type: none"> 1. Examinees must wear a crested black kimono, hakama, and white tabi.
	Nohgakuhayashi	<p>Free choice of one of the following:</p> <p>(a) Fue (Isso School): <i>Otokomai</i>, part 3 (b) Kotsuzumi (Ko School): <i>Tsunemasa, kiri</i> (c) Otsuzumi (Takayasu School): <i>Atsumori, kuse</i> (d) Taiko (Kanze School): <i>Kakitsubata, kiri</i> (from <i>Mukashiotokono</i>)</p> <p>Notes:</p> <ol style="list-style-type: none"> 1. For instruments other than the fue, indicate the style of jiutai (whether Kanze School or Hosho School) on the form for submission of recital piece for examination. 2. Examinees must wear a crested black kimono, hakama, and white tabi.

6. Entrance examinations

1. The examinations will be administered on Saturday, March 7 and Sunday, March 8, 2020 at the Faculty of Music (Ueno Campus). See the Entrance Examination Schedule (Appendix 2) (p. 79) for the detailed schedule by research division.
Note: The examination schedule for the Practical Music Course will be announced on Friday, March 6, 2020. It will be announced on the University's entrance examination information site starting at 4:00 pm (planned). Applicants are responsible for checking the schedule themselves. (Failure to show up at the right date and time for the examination or to prepare the right recital piece will result in failure in the examination.)
2. Keep "Notes on taking examinations" inside the front cover of this Guidance in mind when taking the examination.

7. Announcement of final successful applicants

The final announcement of successful applicants will be announced on the University's entrance examination information site (<http://admissions.geidai.ac.jp/>) starting 2:00 pm on Thursday, March 12, 2020 (planned). Inquiries on whether applicants were successful will not be accepted, whether by telephone, email, or other means. Final successful applicants will receive admission procedure documents by the following method:

Admission procedure documents will be sent by the University on Thursday, March 12, 2020 to successful applicants to the address indicated when applying. If you are submitting the admission procedure documents to the University by post, you must notify the University whether you intend to enter the University by 5:00 pm on Sunday, March 15, 2020, by the method indicated when the successful applicants are announced. If we do not receive this notice, we will assume that you do not intend to attend the University, and your admission will be cancelled. Consult the admission procedure documents for information on completing the admission procedures.

The examinee numbers of successful applicants will also be posted on the University website (<http://admissions.geidai.ac.jp/>) (starting at 2:00 pm on Thursday, March 12, 2020).

Due to heavy traffic, it may be difficult to access the website around the time the results are announced. If this happens, try again later.

8. Admission procedures and other matters

Admission procedures for final successful applicants are outlined below. Details will be provided at the time admission procedure documents are sent.

1. Period for completing admission procedures

March 14 (Saturday) and March 15 (Sunday), 2020

March 14 (Saturday): 10:00 am – 12:00 noon, 2:00 – 4:00 pm

March 15 (Sunday): 10:00 am – 12:00 noon, 2:00 – 4:00 pm

If you are unable to come to the University to complete the admission procedures during the above period, you must notify the University whether you intend to enter the University by 5:00 pm on March 15 (Sunday), 2020 by the method indicated when the successful applicants are announced.

Consult the admission procedure documents for information on completing the admission procedures.

2. Place Faculty of Music, Tokyo University of the Arts, 12-8 Ueno Koen, Taito-ku, Tokyo

3. Payment of admission fee, etc.

Admission fee: 84,600 yen (planned amount)

Note: The admission fee will not be refunded after completion of the admission procedures, even if the applicant applies to withdraw by or before Tuesday, March 31, 2020.

* In addition to the admission fee indicated above, incoming students will typically be required to pay various fees, including the following:

○ Student casualty insurance premium (two years): 1,750 yen

○ Additional liability insurance premium: 680 yen

○ Dosei-kai (alumni association) membership fee: 60,000 yen

○ Campus Environmental Improvement Support Committee dues: 50,000 yen

(Campus Environmental Improvement Support Committee: An organization intended to support activities such as improvements in University facilities to enhance the University's campus environment. Students are asked to join the committee if they agree with this goal. [Dues are paid only once, upon admission, and are valid until graduation.])

* Tuition fee: First semester: 321,480 yen, second semester: 321,480 yen (full year: 642,960 yen) (planned amounts)
(Not required from Japanese-government-funded international students)

Notes:

1. You will receive detailed information on payment of the tuition fee during the admission procedures.
2. Any change in the tuition fee after enrollment will go into effect at the time of the change.

4. Documents to submit

Written pledge: 1 (You will be given the specified form.)

Graduation diploma: 1 (required only from applicants taking the examinations based on the assumption that they will graduate from high school or secondary school in March 2020)

Other: We will inform you when the successful applicants are announced.

5. Important points to keep in mind

- ① Successful applicants failing to complete the admission procedures by the deadline specified by the Faculty will be regarded as having withdrawn their application.
- ② It is the applicant's responsibility to complete the procedures required to apply for an entry visa to Japan and to obtain the appropriate visa status. This matter is separate from the admission procedures.
If you intend to enter Japan to take entrance examinations, bring your admission ticket to a Japanese embassy or consulate and apply for a short-term visa for entrance examination purposes. This visa will allow you to stay for 15, 30, or 90 days. If you complete the admission procedures during this period, you can apply in Japan to change your visa status. Note that it takes one to three months to review an application for a change in visa status. Take care to avoid overstaying the time permitted by your visa.

6. Admission procedures by post

The University allows final successful applicants complete admission procedures in person at the University or by post.

If completing admission procedures by post, you must notify the Faculty to indicate whether you intend to enter the University by 5:00 pm on Sunday, March 15, 2020, by the method indicated when the successful applicants are announced.

Admission procedure documents sent by post must arrive by Wednesday, March 18, 2020.

9. Geishinryo (student dormitory)

1. How to apply

Download the dormitory application form from the University website and submit together with other required documents. (See pp. 85-86 for details.)

To download the dormitory application form: <http://www.geidai.ac.jp/life/welfare/geishinryo>

Details on Geishinryo: <http://www.gakuman-tokyo.com/tokyo/estate/2301005419>

2. Application period

① Application period for reservations prior to announcement of successful applicants for admission:
January 9 (Thursday) – March 4 (Wednesday), 2020

② Application period after announcement of successful applicants for admission*:
March 14 (Saturday) – March 15 (Sunday), 2020

* In certain cases, applications may not be accepted during this period depending on the number of successful applicants who have made reservations prior to the announcement of successful applicants.

3. Where to submit dormitory application forms and inquiries

Student Apartment General Information Center (attn.: Tokyo University of the Arts Geishinryo)
(Mainichi Comnet Co. Ltd., Tokyo Station Branch)

Toll-free: 0120-952-473 Tel.: 03-5204-8502 Fax: 03-5204-8503

10. Exemption/deferral of admission/tuition fees

Same as for the Faculty of Music (See p. 56 of this Guidance.)

III. 2020 Required National Center Test for University Admissions Subjects and Test Areas (Appendix 1)

Department	Subjects and test areas required of applicants		Mandatory subjects and test areas		Number of mandatory subjects and test areas	Remarks
	Subject	Test area	Subject	Test area		
Composition	Japanese Foreign language	Japanese One of the following: English (including listening), German, French			2 subjects, 2 test areas	Scoring for specified subjects and test areas: Japanese 200 pts., foreign language 200 pts., 400 pts. total. If you choose to take English as your foreign language test area, you will sit for a listening comprehension test in addition to a written test. The total score for both the written (perfect score 200 pts.) and listening comprehension (perfect score 50 pts.) tests will be scaled so that a combined perfect score would be 200 pts. This will be your English test score. An examinee who fails to take both the written and the listening comprehension test will fail the examination.
Vocal Music	Japanese Foreign language	Japanese One of the following: English (including listening), German, French			2 subjects, 2 test areas	
Instrumental Music	Japanese Foreign language	Japanese One of the following: English (including listening), German, French			2 subjects, 2 test areas	
Conducting	Japanese Foreign language	Japanese One of the following: English (including listening), German, French			2 subjects, 2 test areas	
Traditional Japanese Music	Japanese Foreign language	Japanese One of the following: English (including listening), German, French			2 subjects, 2 test areas	
Musicology	Japanese Foreign language	Japanese One of the following: English (including listening), German, French, Chinese, Korean			3 subjects, 3 or 4 test areas	Scoring for specified subjects and test areas: Japanese 200 pts., foreign language 200 pts., one test area from geography/history, civics, mathematics, and science 100 pts., 500 pts. total. If you choose to take English as your foreign language test area, you will sit for a listening comprehension test in addition to a written test. The total score for both the written (perfect score 200 pts.) and listening comprehension (perfect score 50 pts.) tests will be scaled so that a combined perfect score would be 200 pts. This will be your English test score. An examinee who fails to take both the written and the listening comprehension test will fail the examination. If you sit for examinations in more than the specified numbers of subjects and test areas from geography/history, civics, mathematics, and science, your score will be based on the score for the one subject and test area on which you scored highest (or total score for two in the case of Basic Physics, Basic Chemistry, Basic Biology, and Basic Earth Science). However, if you sit for two test areas from geography/history, civics, and science (other than basic sciences), your score will be based on the results in the area in which you were tested first. * “Science (other than basic sciences)” refers to the test areas of Physics, Chemistry, Biology, and Earth Science.
	Geography/history	World History A, World History B, Japanese History A, Japanese History B, Geography A, Geography B	One of the areas at left	One or two of the areas at left [Note 1]		
	Civics	Contemporary Society, Ethics, Politics/Economics, Ethics/Politics/Economics				
	Mathematics	Mathematics I, Mathematics I/Mathematics A, Mathematics II, Mathematics II/Mathematics B, Bookkeeping/Accounting, Basic Information Science	One of the areas at left			
	Science	Two of the following: Basic Physics, Basic Chemistry, Basic Biology, Basic Earth Science Or One of the following: Physics, Chemistry, Biology, Earth Science				
Musical Creativity and the Environment	Japanese Foreign language	Japanese One of the following: English (including listening), German, French, Chinese, Korean			3 subjects, 3 or 4 test areas	Scoring for specified subjects and test areas: Japanese 200 pts., foreign language 200 pts., one test area from geography/history, civics, mathematics, and science 100 pts., 500 pts. total. If you choose to take English as your foreign language test area, you will sit for a listening comprehension test in addition to a written test. The total score for both the written (perfect score 200 pts.) and listening comprehension (perfect score 50 pts.) tests will be scaled so that a combined perfect score would be 200 pts. This will be your English test score. An examinee who fails to take both the written and the listening comprehension test will fail the examination. If you sit for examinations in more than the specified numbers of subjects and test areas from geography/history, civics, mathematics, and science, your score will be based on the score for the one subject and test area on which you scored highest (or total score for two in the case of Basic Physics, Basic Chemistry, Basic Biology, and Basic Earth Science). However, if you sit for two test areas from geography/history, civics, and science (other than basic sciences), your score will be based on the results in the area in which you were tested first. * “Science (other than basic sciences)” refers to the test areas of Physics, Chemistry, Biology, and Earth Science.
	Geography/history	World History A, World History B, Japanese History A, Japanese History B, Geography A, Geography B	One of the areas at left	One or two of the areas at left [Note 1]		
	Civics	Contemporary Society, Ethics, Politics/Economics, Ethics/Politics/Economics				
	Mathematics	Mathematics I, Mathematics I/Mathematics A, Mathematics II, Mathematics II/Mathematics B, Bookkeeping/Accounting, Basic Information Science	One of the areas at left			
	Science	Two of the following: Basic Physics, Basic Chemistry, Basic Biology, Basic Earth Science Or One of the following: Physics, Chemistry, Biology, Earth Science				

[Note 1] Applicants to the departments of Musicology and Musical Creativity and the Environment may choose from the following test areas of science: two of the four test areas of Basic Physics, Basic Chemistry, Basic Biology, and Basic Earth Science; or one of the four test areas of Physics, Chemistry, Biology, and Earth Science.

[Note 2] The Faculty of Music will not accept results from National Center Tests for University Admissions taken in past academic years.

[Note 3] Applicants who fail to take the tests for the subjects and test areas specified by the Faculty of Music will fail the examination.

IV. 2020 Faculty of Music/Practical Music Course Entrance Examination Schedule (Appendix 2)

Note 1. This schedule is subject to change based on numbers of applicants and other factors. Applicants are responsible for checking for updates by visiting the University's entrance examination information site.
 Note 2. Asterisks (*) in the schedule below indicate technical examination dates for minors other than piano for applicants to the Department of Musicology.
 Note 3. Review the schedule carefully. You will lose your eligibility to sit for the examination if you arrive on an incorrect date.

Date	Composition		Vocal Music	Instrumental Music				Conducting	Traditional Japanese Music	Musicology	Musical Creativity and the Environment	Examinee meeting place
	Composition	Écriture		Piano	Organ	String Instruments	Wind and Percussion Instruments					
Feb. 24, 2020 (Mon.)	Entrance examination schedules (meeting times and examination times) and notes for the Faculty of Music will be announced on the University's entrance examination information site starting at 16:00. (Examinees are responsible for keeping up to date on such information.) Examination schedules (meeting times and examination times) and notes for the Practical Music Course will be posted on campus and announced on the University website starting at 16:00 on Friday, March 6, 2020.											
25 (Tues.)	Composition/Écriture: 1st 9:30-12:30 Harmony (B) 14:00-17:00 Harmony (S)		Vocal Music: 1st 10:00 -	Piano: 1st 10:00 -		String Instruments: 1st 10:00 -	Wind and Percussion Instruments: 1st 10:00 -				Musical Creativity and the Environment: 1st (academic achievement test) 10:00-11:00	Room 5-109 (large lecture hall)
26 (Wed.)	Announcement of successful applicants for 1st Composition/Écriture exam, announcement of schedule, etc. (Starting at 16:00)		Vocal Music: 1st 10:00 -	Piano: 1st 10:00 -	Organ rehearsal day 10:00 -	String Instruments: 1st 10:00 -	Wind and Percussion Instruments: 1st 10:00 -		Traditional Japanese Music: 1st Shamisen Music, Hogakuhayashi, Contemporary Hogakuhayashi: 9:30- Traditional Japanese Dance: 13:00- Gagaku: 15:30-		Announcement of successful applicants for 1st Musical Creativity and the Environment exam, announcement of schedule, etc. (Starting at 16:00)	
27 (Thurs.)	Composition/Écriture: 2nd 12:00-15:00 Strict counterpoint 15:2018:20 Chorale exam		Vocal Music: 1st 10:00 -	Piano: 1st 10:00 -	Organ: 1st 10:30 -	String Instruments: 1st 10:00 -	Wind and Percussion Instruments: 1st 10:00 -	Conducting: 1st (Practical exam) 10:00 -	Traditional Japanese Music: 1st Shakuhachi: 10:00- Sokyoku (Ikuta School): 14:00- Sokyoku (Yamada School): 14:00- Contemporary Sokyoku: 12:00- Nohgaku, Nohgakuhayashi: 10:00-	Musicology: 1st (Japanese) 9:30-11:30 (Foreign language) 12:30-14:30	Musical Creativity and the Environment: 2nd (short essay) 10:00-12:00	
28 (Fri.)	Announcement of successful applicants for 2nd Composition/Écriture exam, announcement of schedule, etc. (Starting at 16:00)		Announcement of successful applicants for 1st Vocal Music, Piano, Organ, and String Instruments exams, announcement of schedule, etc. (Starting at 16:00)					Announcement of successful applicants for 1st Conducting exam, announcement of schedule, etc. (Starting at 16:00)				
29 (Sat.)												
March 1 (Sun.)												
2 (Mon.)		Écriture: 3rd 13:00 -	Vocal Music: 2nd 10:00 -				Announcement of successful applicants for 1st Wind and Percussion Instruments exam, announcement of schedule, etc. Starting at 16:00		Announcement of successful applicants for 1st Traditional Japanese Music and Musicology exams, announcement of schedule, etc. Starting at 16:00			
3 (Tues.)	Composition: 3rd Free composition 9:30-18:30		Vocal Music: 2nd 10:00 -	Piano: 2nd 10:00 -			Wind and Percussion Instruments: 2nd 10:00 -	Conducting: 2nd 10:00 -		* Wind and Percussion Instruments	Musical Creativity and the Environment: 2nd (interviews) 10:00 -	
4 (Wed.)			Announcement of successful applicants for 2nd Vocal Music exam, announcement of schedule, etc. (Starting at 16:00)	Piano: 2nd 10:00 -		String Instruments: 2nd 10:00 -	Wind and Percussion Instruments: 2nd 10:00 -	Announcement of successful applicants for 2nd Conducting exam, announcement of schedule, etc. (Starting at 16:00)		* String Instruments * Wind and Percussion Instruments	Musical Creativity and the Environment: 2nd (interviews) 10:00 -	
5 (Thurs.)	Announcement of successful applicants for 3rd Composition/Écriture exam Starting at 16:00		Vocal Music: 3rd 10:00 -	Piano: 2nd 10:00 -	Organ: 2nd 14:00 -	String Instruments: 2nd 10:00 -	Wind and Percussion Instruments: 2nd 10:00 -	Early Music: 1st 10:00 -	Traditional Japanese Music: 2nd Shakuhachi: 10:00- Sokyoku (Yamada School): 14:00- Sokyoku (Ikuta School): 16:00- Contemporary Sokyoku: 12:00- Shamisen Music, Hogakuhayashi, Contemporary Hogakuhayashi: 9:30- Traditional Japanese Dance: 13:00- Gagaku: 15:30- Nohgaku, Nohgakuhayashi: 10:00-	* Organ * Cembalo * String Instruments * Wind and Percussion Instruments * Shakuhachi * Sokyoku (Yamada School) * Sokyoku (Ikuta School) * Shamisen * Hogakuhayashi * Gagaku * Nohgakuhayashi	Musical Creativity and the Environment: 2nd (interviews) 10:00 -	
6 (Fri.)	Announcement of schedule, etc. Starting at 16:00		Announcement of Vocal Music schedule, etc. Starting at 16:00	Announcement of successful applicants for 2nd Piano, Organ, String Instruments, and Wind and Percussion Instruments exams, announcement of schedule, etc. Starting at 16:00			Announcement of successful applicants for 1st Early Music exam, announcement of schedule, etc. Starting at 16:00	Conducting: 3rd (Harmony) 10:00-11:30 Announcement of schedule, etc. for Conducting (Starting at 16:00)	Announcement of successful applicants for 2nd Traditional Japanese Music exam, announcement of schedule, etc. Starting at 16:00	Musicology: 2nd (Harmony) 10:00-11:30 (Short essay) 13:00-15:00 Announcement of schedule, etc. for Musicology: Starting at 16:00	Musical Creativity and the Environment: 2nd (interviews) 10:00 -	
Entrance examination schedules (meeting times and examination times) and notes for the Practical Music Course will be posted on the University entrance examination information site starting at 16:00. (Examinees are responsible for keeping up to date on such information.)												
7 (Sat.)	Music dictation, musical grammar, sight singing, rhythm, minor in piano 10:00 - Original piano composition, interview 14:30 -		Music dictation, musical grammar, minor in piano 10:00 -	Music dictation, musical grammar, sight singing, rhythm 10:00 - Practical Music Course: Piano 10:30 -	Music dictation, musical grammar, sight singing, rhythm, minor in piano 10:00 -		Music dictation, musical grammar, sight singing, rhythm 10:00 -	Musical grammar, minor in piano 10:00 -	Musical grammar 10:00-11:00	Music dictation, musical grammar, sight singing, rhythm, minor in piano 10:00 -		
8 (Sun.)			Practical Music Course: Vocal Music 14:00 -	Practical Music Course: Organ 10:00 -	Practical Music Course: String Instruments 14:00 -	Practical Music Course: Wind and Percussion Instruments 14:00 -	Practical Music Course: Early Music 14:00 -		Practical Music Course: Traditional Japanese Music 14:00 -	Musicology: 2nd (Oral questioning) 9:30 -		
12 (Thurs.)	Announcement of final successful applicants to the Faculty of Music and Practical Music Course: starting at 14:00											

V. Handling of Personal Information

Under the Act on the Protection of Personal Information by Incorporated Administrative Agencies (hereinafter, “Personal Information Protection Act”), the university will use personal information obtained during the process of selecting students for tasks related to the selection process and for other purposes, as described below.

1. Purposes of use

- (1) Personal information on successful applicants such as names and addresses will be used for tasks related to admission procedures.
- (2) Personal information such as the names and addresses of persons who have completed admission procedures will be used following matriculation for tasks related to their studies, including management of student records and tasks related to health, such as medical examinations.
- (3) Personal information such as the names and addresses of persons who have completed admission procedures will be used for tasks related to the management of payments, such as collection of enrollment and tuition fees.
- (4) Personal information such as the grades obtained during the selection process will be used for tasks related to support for studies, including waivers of admission fees and tuition fees in the first year and selection of students for scholarships.
- (5) Personal information such as the grades obtained during the selection process will be used for tasks related to statistical processing, provision of information to prospective students, and surveys and research related to the selection process. In such cases, the personal information will be used in ways that render it impossible to identify individuals.

2. Provision of personal information to third parties

Apart from the cases set out in Article 9 of the Personal Information Protection Act, personal information obtained by the University will not be used for other purposes or provided to third parties without the permission of the applicants themselves. However, the minimum required information may be provided in the following cases:

- (1) Tasks involving the handling of personal information described in 1. (1) to (5) above may be entrusted to an external third party with whom a contract has been concluded concerning the appropriate handling of personal information.
- (2) For the smooth screening of successful applicants and additional acceptance under the two-term entrance examination system, personal information on the passing and admission procedures (applicant’s name and examinee number for the National Center Test for University Admissions only) may be sent to the National Center for University Entrance Examinations and the national or public university you have applied for concurrently.
- (3) Personal information may be provided to parties outside the University in cases in which this would be in the interests of the person concerned
 - ① Musical Education Promotion Association (parents’ association for the Faculty of Music supporting the faculty’s education, research, and extracurricular student activities)
 - ② Mori-no-kai (alumni association for the Faculty of Fine Arts)
 - ③ Dosei-kai (alumni association for the Faculty of Music)
 - ④ Tokyo University of the Arts Cooperative Association
 - ⑤ Campus Environmental Improvement Support Committee (organization intended to support activities such as improvements in University facilities to enhance the University’s campus environment)

2020 Academic Year
Tokyo University of the Arts Faculty of Music Entrance Examinations
Request for Individual Results

Date of application: / / 2020 ()

Furigana

Name _____

Current address (〒 -)

TEL ()

Eamination major _____

Examinee no. _____

(Separate here.)

Information disclosed		Request (Indicate requested information below.)	
①	National Center Test for University Admissions results (scores)	Enter name(s) of test area(s).	
	Disclose National Center Test for University Admissions results by subject (test area).		
②	Tokyo University of the Arts individual entrance examination results (rankings)		First examination
	Disclose the rankings used to determine pass/failure on the 1st, 2nd, and 3rd (for Composition only) examinations and final examination. Rankings will not be disclosed if the number of successful applicants for an instrument or other subject is relatively small (10 or fewer).		Second examination
		Third examination (Composition only)	
		Final examination	
③	Subjects (test areas) affecting final decision	Circle.	Y
	Disclose names of individual test areas affecting overall determination for an applicant who was not ultimately successful, if any such test areas can be identified.		N
④	Student report	Circle.	Y
	Other than “reference information for instruction” and “remarks” sections		N

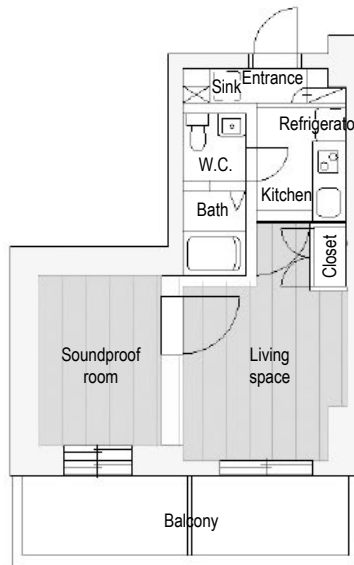
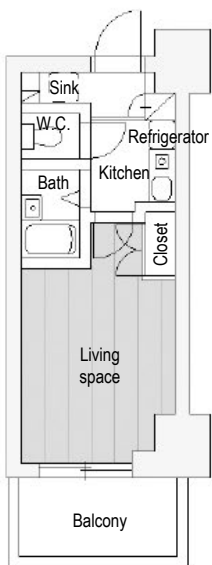
Notes:

1. Before applying, see “Disclosure of individual results of admission screening examinations” on p. 17 of this Guidance.
2. This form must be completed in its entirety by the examinee.
3. Forms submitted before or after the application period will be rejected.
4. Results will be sent about three weeks following receipt of this application.

Geishinryo Guide

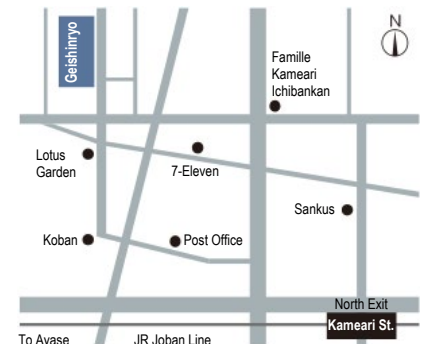


Type A Approx. 18 m² (living space + balcony) **Type B** Approx. 29 m² (living space + soundproof room + balcony)



Address: 12-30 Towa 3-chome, Adachi-ku, Tokyo
 Monthly rent: Type A: 37,900 yen (280 units); Type B: 76,200 yen (20 units)
 Maintenance charge: 8,000 yen; security deposit: none; renewal charge: none
 Lump-sum amount payable at move-in: Type A: 45,900 yen;
 Type B: 84,200 yen
 Construction completed: February 2014
 Facilities: All units are private rooms (with bath, toilet, kitchenette [IH stove], storage, and air-conditioning)

ACCESS MAP

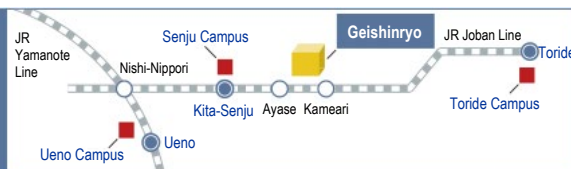


- 1 ● Approx. 15 min. on foot from Kameari Station on the JR Joban Line
- 3 ● Approx. 15 min. by bus or 25 min. on foot from Ayase Station on the JR Joban Line

Time to each campus

* Includes waiting time from Kameari Station on the JR Joban Line

- Ueno Campus: approx. 47 min.
- Toride Campus: approx. 1 hr. 12 min.
- Senju Campus: approx. 28 min.



1. Eligibility to apply (occupy the dormitory)

- (1) Available to new students entering the University April 1, 2020 (hereinafter including undergraduate, graduate, research, and research division students)
 - (2) Must be a University student at the time of application and plan to remain a University student as of April 1, 2020
- * If you lose your status as a University student, you will also lose your eligibility to occupy the dormitory. In principle, students on leave will lose their eligibility to occupy the dormitory.
- * International students (those with visa status of "Student") who are unable to find a joint and several guarantor may use a program under which the University serves as joint and several guarantor (institutional guarantee). To use this institutional guarantee program, you must join the Comprehensive Renters' Insurance for Foreign Students Studying in Japan (with a premium of 4,000 yen/year, renewable annually). If you fail to join this insurance program, you will lose your eligibility to remain at the dormitory.
Contact for the Comprehensive Renters' Insurance for Foreign Students Studying in Japan: International Strategy Division
ryugakusei@ml.geidai.ac.jp
Overview of the program: <http://www.jees.or.jp/crifs/index.htm>

2. Period of residence

- (1) In principle, a student may reside in the dormitory from the day he or she is permitted to move in until the end of the maximum time to complete his or her program (four years for undergraduate students, two years for master's degree students, and three years for doctoral students). (The maximum time to complete the program does not include time taken for leaves.)
- (2) Students planning to remain at the University for a longer period to advance to a higher degree program or for similar reasons may extend their residence to the end of the maximum time allotted to complete the advanced program.
- (3) Regardless of the period of residence, the lease is renewable for one year at the end of each school year. No renewal charges apply upon lease renewal.

3. Applying for dormitory residence

- Documents to be submitted when applying:
1. Dormitory application form (download from: <http://www.geidai.ac.jp/life/welfare/geishinryo>)
 2. Copy of permission to enter University or certificate of admission (applies to new students; submit as soon as issued.)
 3. Certificate of income for joint and several guarantor (withholding tax certificate or copy of income tax return for previous fiscal year)
- * Not applicable to international students using the institutional guarantee program

4. Schedule from acceptance to dormitory through moving in

	Application period	Subject	Notification of results	Date of moving in
1 <Reservation prior to announcement of successful applicants>	January 9 – March 4, 2020	New students	March 14, 2020	On or after March 27, 2020 (planned)
2*	March 14 –15, 2020	New students	As available	Same as above

* In certain cases, applications may not be accepted during this period depending on the number of successful applicants who have made reservations prior to the announcement of successful applicants.

5. Where to submit dormitory application forms and inquiries

Student Apartment General Information Center (attn.: Tokyo University of the Arts) (Mainichi Comnet Co. Ltd., Tokyo Station Branch)

Toll-free: 0120-952-473 (Tel.: 03-5204-8502); Fax: 03-5204-8503

4F, Yaesu Ryumeikan Building, 3-22 Yaesu 1-chome, Chuo-ku, Tokyo

* Submit the application either by faxing it to the number above or bringing it directly to the above office.

Download the dormitory application form from: <http://www.geidai.ac.jp/life/welfare/geishinryo>

6. Screening for residence

- (1) Applicants will be screened according to screening criteria established by the University, with priority given to those for whom it would be difficult to commute to the University from their homes or other residences.
- (2) If the number of applicants exceeds the number of spaces available, residents will be selected based on the selection criteria.

7. Costs required when concluding the lease agreement

When concluding the lease agreement, applicants must pay rent (for the month in which they move in and the following month), the lump-sum amount payable at move-in, and the fire insurance premium.

- Rent for those moving in mid-month will be prorated on a daily basis.
- The lump-sum amount payable at move-in (Type A: 45,900 yen; Type B: 84,200 yen) will not be returned when you move out. This amount includes the costs of basic cleaning when moving out.
- At the time you move in, you will be required to join the fire insurance program specified by the management company. The insurance premium is approximately 10,000 yen/year.

* Generally speaking, even if you already have private fire insurance, you will be required to join this program if the private fire insurance fails to provide the coverage required by the management company.

8. Moving out of the dormitory

- Three months' prior notice is required before moving out during a lease period.
- If you move out during March, you must vacate the premises by March 20.

2020 Tokyo University of the Arts Entrance Examination Web Accommodations Plan

The University is not affiliated with this plan. Please direct any inquiries to the cooperative association.

Tokyo University of the Arts Cooperative Association
TEL: 03-3828-5669; hours: 10:00 am – 6:00 pm M-F; closed Sat., Sun., holidays, Dec. 28 – Jan. 5
* Hours may be reduced during periods when no university classes are in session.
Check the website for the latest hours.

The Tokyo University of the Arts Cooperative Association has partnered with Nippon Travel Agency to offer a convenient hotel package for examinees.

Apply for this package over the Internet.

● Note that in certain cases, reservations may not be accepted due to the lack of vacancies or other reasons. We recommend applying early.

Apply over the Internet for reservation.

(★ Requires credit card for applying.)

For information on entrance examination accommodations, examinees should go to the Tokyo University of the Arts Cooperative Association new students' support website below. Access the Nippon Travel Agency university entrance examination accommodations plan webpage and select the desired accommodations.

<http://www.nta.co.jp/kokunai/season/coopyado/univ/c010/index.htm>



University entrance examination web accommodations plan

- ★ Makes it easy to search on the Internet for hotels with convenient access to the examination venues (University campuses)
- ★ Choose your preferred hotel by examination date, lodging conditions, etc.
- ★ It's easy to reserve accommodations on the Internet, and you can check for vacancies right away.



The above is an illustration and may differ from the actual website.

< Message from the Tokyo University of the Arts Cooperative Association to Faculty of Music examinees >

Rehearsal spaces for musical instruments

You cannot rehearse in the hotel. You must arrange a separate rehearsal space.

See the new students' support website for Tokyo University of the Arts students:

<https://text.univ.coop/puk/START/geidai/>

Detailed information on rehearsal spaces will be provided starting in mid-December (planned).

< Also use Cooperative Association partner when looking for place to live >

Consult with a Cooperative Association partner if you want to find a place to live after entering the University early. See the following website for more information.

<http://www.univroom.com/>

* Check the information provided by the University concerning the Tokyo University of the Arts Geishinryo dormitory.

Tokyo University of the Arts Cooperative Association

12-8 Ueno Koen, Taito-ku,
Tokyo 110-8714

Tel: 03-3828-5669 Fax: 03-3828-7291

geidai_coop@univ.coop

<http://www.univcoop.jp/geidai/>

The Cooperative Association offers information to help you prepare for University student life.

If you're considering taking the entrance examinations for the Tokyo University of the Arts, start by requesting information from the Cooperative Association.

Access the website from the following URL or QR code.

Tokyo University of the Arts Cooperative Association New Students Support Site

<https://www.univcoop.jp/geidai/start/>

Geidai COOP Start

Search



The new student support site will be updated regularly starting in December. Be sure to visit to stay up to date.

Information on joining the Cooperative Association and Student Mutual Insurance (KYOSAI) is enclosed along with admission procedure documents (included among documents on student welfare).

We will send you information on purchasing textbooks, personal computers, and living supplies, a Guide to University Life prepared by senior students, and information on joining the Cooperative Association and KYOSAI, all free of charge.

Request these materials under “資料請求 (Request Information)” on the website.

(Plans call for sending the materials as soon as they are available, starting in mid-January.)

Tokyo University of the Arts Cooperative Association, 12-8 Ueno Koen, Taito-ku, Tokyo 110-8714

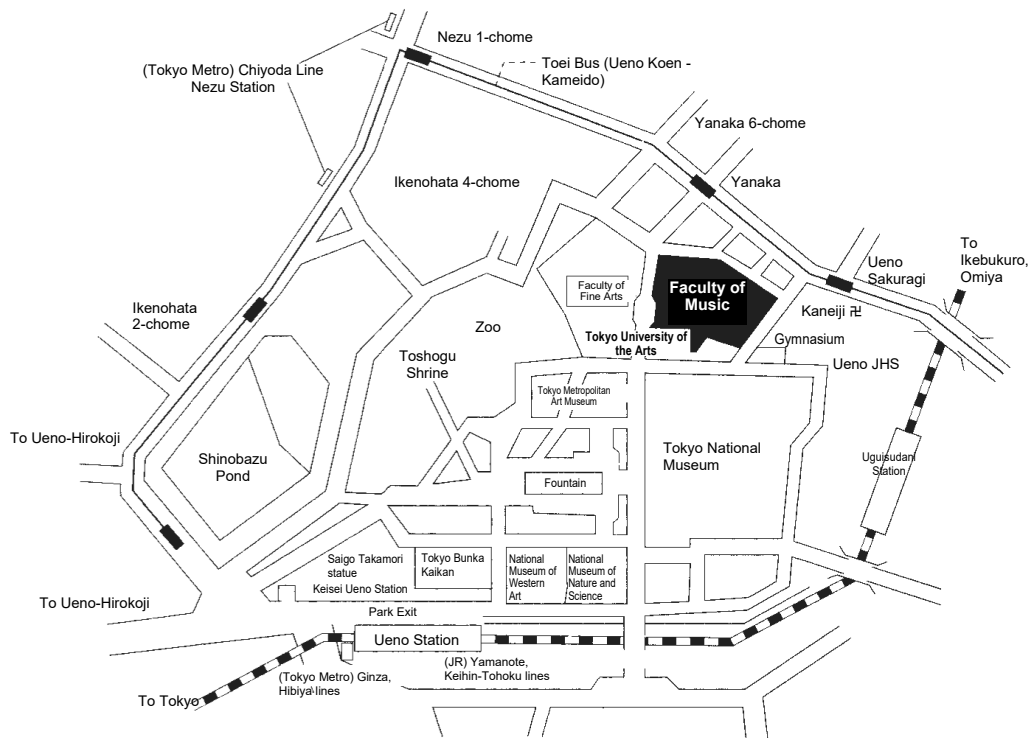
Tel: 03-3828-5669 Fax: 03-3828-7291

[URL] <http://www.univcoop.jp/geidai/> [Email] geidai_coop@univ.coop

The information on this page is
from the Tokyo University of the Arts Cooperative Association.

* The Tokyo University of the Arts Cooperative Association is an independent organization funded and operated by students and faculty staff members.

Map of Examination Location (Tokyo University of the Arts Faculty of Music)



Public transportation:

(JR) Approx. 10 minutes on foot from Ueno Station (Park exit) and Uguisudani Station on the Yamanote and Keihin-Tohoku Lines

(Tokyo Metro) Approx. 15 minutes on foot from Ueno Station on the Ginza and Hibiya Lines
Approx. 15 minutes on foot from Nezu Station on the Chiyoda Line

(Keisei Electric Railway) Approx. 15 minutes on foot from Keisei Ueno Station

Tokyo University of the Arts Guidance for Prospective Students
(Faculty of Music/Practical Music Course)

Published: December 2019

Tokyo University of the Arts